

2015 TFEX HIGHLIGHTS

Derivatives

- Derivatives total volume increased 35.86% to 48 million contracts from a year earlier. The average daily volume increase to 199,749 contracts.
- SET50 Index Futures average daily volume (ADV) increases 87% from the previous year to 110,142 contracts.
- SET50 Index Options average daily volume (ADV) increases 185% from the previous year to 1,264 contracts.
- Total open Interest for all our equity index, stocks, currency, precious metals, energy and interest rate futures, and equity index options grew 2.54% to 941,192 contracts at the end of December from a year earlier.

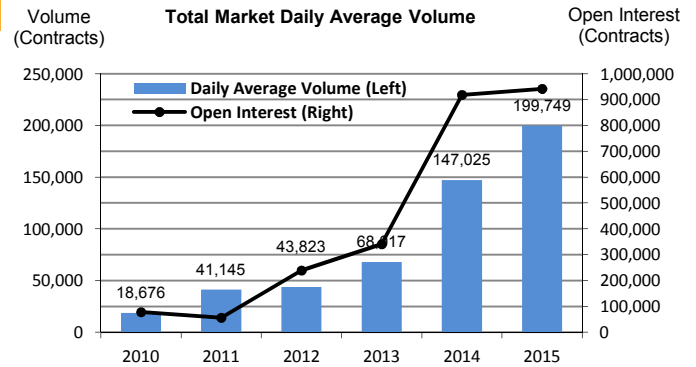
Products and Services Development

- Added 10 additional underlyings for Single Stock Futures totalling 70 stocks available for trading in TFEX.
- TFEX wins 2015 FOW award for Asia's best Technology Innovation.
- TFEX and Agricultural Futures Exchange of Thailand (AFET) has merged together to create a fully integrated trading, clearing, settlement and depositary services of derivatives products.

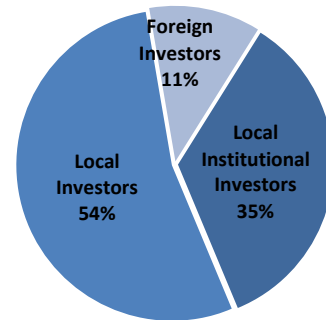
TRADING STATISTICS

Unit : Contracts

Contracts	2015		2014	
	Volume	Open Interest	Volume	Open Interest
Futures	48,231,768	935,868	35,912,295	914,644
SET50	26,764,395	288,560	14,403,574	177,704
Gold	1,461,536	18,328	1,541,695	19,819
Silver	0	0	9	-
Single Stock	19,708,113	615,012	19,624,561	704,176
Crude Oil	25,970	384	32,530	449
USD	271,754	13,584	309,926	12,496
Options	307,131	5,624	108,855	3,543
SET50	307,131	5,624	108,855	3,543
Total Volume	48,538,899	941,492	36,021,150	918,187



Investor Breakdown



TOP 20 MEMBER RANKING

Unit : Contracts

Rank	Members	%
1	KGI SECURITIES	11.16%
2	PHATRA SECURITIES	7.03%
3	HUA SENG HENG GOLD FUTURES	6.62%
4	RHB OSK SECURITIES	5.45%
5	KASIKORN SECURITIES	5.33%
6	MAYBANK KIM ENG SECURITIES	5.31%
7	BUALUANG SECURITIES	5.15%
8	PHILLIP SECURITIES	4.21%
9	KT ZMICO SECURITIES	4.09%
10	JPMORGAN SECURITIES	3.45%
11	CREDIT SUISSE SECURITIES	3.24%
12	GLOBLEX SECURITIES	3.04%
13	CIMB SECURITIES	3.03%
14	THANACHART SECURITIES	2.80%
15	AEC SECURITIES	2.52%
16	UOB KAYHIAN SECURITIES	2.36%
17	FINANSIA SYRUS SECURITIES	2.20%
18	SCB SECURITIES	2.20%
19	MTS GOLD FUTURES	2.05%
20	TRINITY SECURITIES	1.94%



For more information:
www.TFEX.co.th

VOLUME BREAKDOWN 2015



*Oil Futures, Sector Futures, Interest Rate Futures

TOP 5 MEMBERS RANKING SET50 INDEX FUTURES

Unit : Contracts

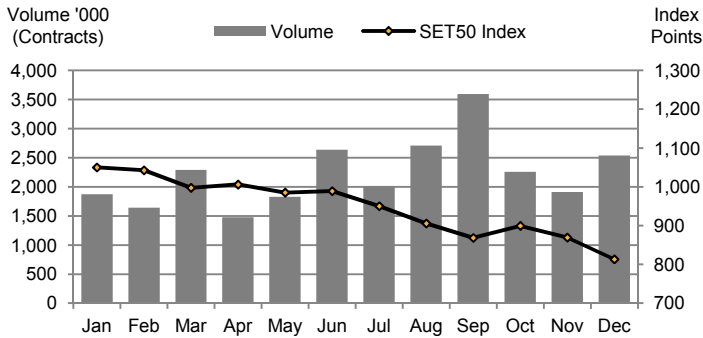
Rank	Member	%
1	KGI SECURITIES	10.02%
2	PHILLIP SECURITIES	7.12%
3	PHATRA SECURITIES	6.83%
4	MAYBANK KIM ENG SECURITIES	6.20%
5	JPMORGAN SECURITIES	6.18%
Top 5 Total		36.35%

TOP 5 MEMBERS RANKING SINGLE STOCK FUTURES

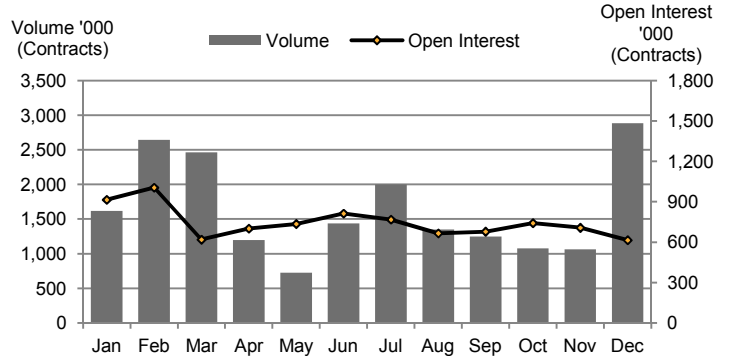
Unit : Contracts

Rank	Member	%
1	HUA SENG HENG	14.06%
2	KGI SECURITIES	13.34%
3	RHB OSK SECURITIES	12.67%
4	KASIKORN SECURITIES	9.47%
5	PHATRA SECURITIES	7.40%
Top 5 Total		56.94%

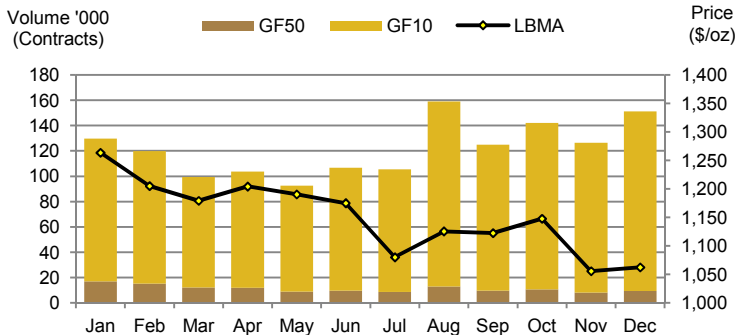
SET50 Index Futures Volume and Price Movement



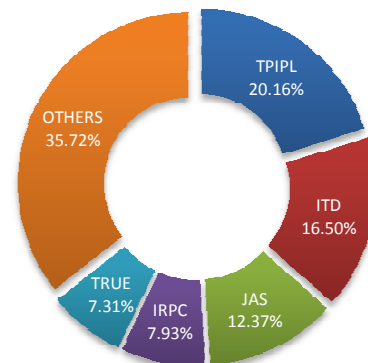
Single Stock Futures Volume and Open Interest



Gold Futures Volume and LBMA A.M. Fixing Price



Top 5 Single Stock Futures



Business Development

DerivativesDepartment@set.or.th

Information Services

InfoProducts@set.or.th

Direct Market Access

Paranee@set.or.th

Clearing House

DerivativesClearingUnit@set.or.th