

PRICE MOVEMENT

The SET50 Index increase 47.42 points, or about 4.98% from the previous month closing at 999.62 points.

The SET Index increase 70.02 points, or about 4.95% from the previous month closing at 1,485.75 points.

For precious metals, LBMA Gold A.M. and Silver Fixing for the end of month were at \$1,313 and \$20.87, respectively. The Brent Index was at \$113.50 and the USD/THB was at 32.4800.

The total trading volume for TFEX in June was 4,210,544 contracts. An increase of 61.44% from the previous month.

TRADING STATISTICS

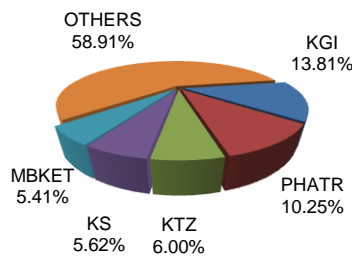
Unit : Contracts

Contract	Daily average volume		Open Interest (as of Jun 30, 2014)	YTD Volume
	Jun 2014	Jun 2013		
Futures	200,123	94,125	773,542	11,320,758
SET50	86,120	41,912	192,938	4,616,550
Precious Metals	6,037	7,755	14,610	745,103
Gold	6,037	7,754	14,610	745,094
Silver	-	1	-	9
Single Stock	107,214	42,586	561,963	5,878,198
Brent Crude Oil	170	135	411	17,435
USD	582	1,737	3,620	63,472
Options	379	990	2,262	33,144
SET50	379	990	2,262	33,144
TOTAL	200,502	95,115	775,804	11,353,902

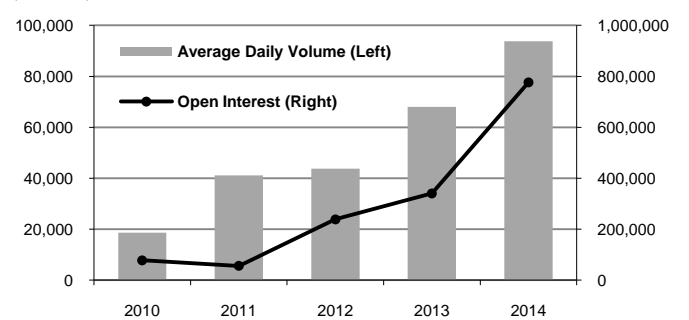
BROKER RANKING

Unit : Contracts

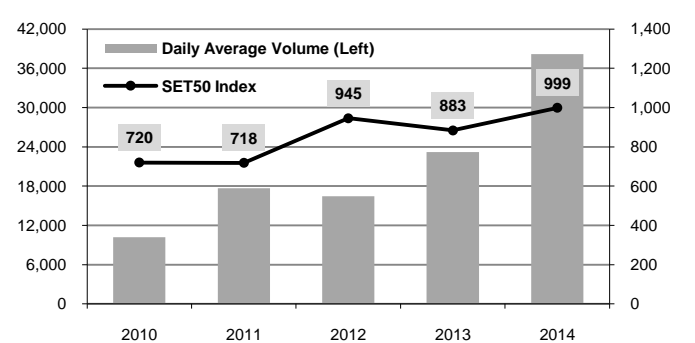
Rank	Broker	Volume	Percent
1	KGI	1,163,064	13.81%
2	PHATR	863,109	10.25%
3	KTZ	505,191	6.00%
4	KS	473,111	5.62%
5	MBKET	455,883	5.41%
Top 5 total		3,460,358	41.09%



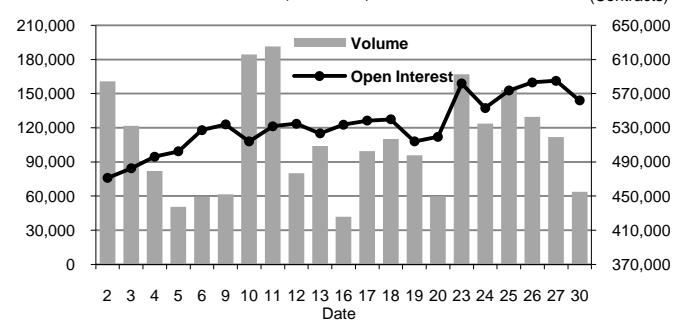
Total Market Average Daily Volume
(as of Jun 30, 2014)



SET50 Futures Daily Average Volume
and SET50 Index (as of Jun 30, 2014)



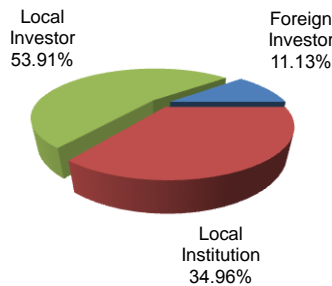
Single Stock Futures Volume and Open Interest
(Jun 2014)



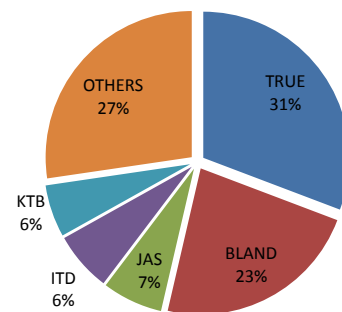
INVESTOR BREAKDOWN

Unit : Contracts

	Trading Volume		
	Long	Short	Net
Foreign Investor	462,464	474,810	(12,346)
Local Institution	1,456,486	1,487,580	(31,094)
Local Investor	2,291,594	2,248,154	43,440



TOP 5 Single Stock Futures



For more information:
www.TFEX.co.th