

PRICE MOVEMENT

The SET50 Index declined 51.84 points, or about 5.25% from the previous month closing at 935.22 points.

The SET Index declined 71.75 points, or about 4.97% from the previous month closing at 1,371.13 points.

For precious metals, LBMA Gold A.M. and Silver Fixing for the end of November were at \$1,245.25 and \$19.05, respectively. The Brent Index was at \$111.10 and the USD/THB was at 32.1954.

The average daily trading value for SET was 36,674 mil baht. A decrease of 6.67% from the previous month.

TRADING STATISTICS

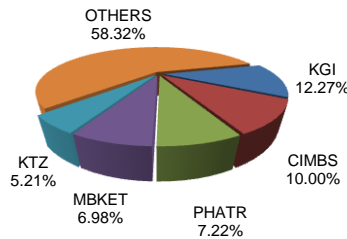
Unit : Contracts

Contract	Daily average volume		Open Interest (as of Nov 29, 2013)	YTD Volume
	Nov 2013	Nov 2012		
Futures	50,501	44,173	403,149	15,584,163
SET50	17,065	12,771	38,216	5,330,464
Precious Metals	5,502	15,546	16,209	2,105,256
Gold	5,501	15,447	16,194	2,104,022
Silver	0	98	15	1,234
Single Stock	27,457	13,835	343,068	7,877,315
Brent Crude Oil	109	715	253	44,483
USD	367	1,607	5,403	226,645
Options	213	149	4,975	60,412
SET50	213	149	4,975	60,412
TOTAL	50,713	44,322	408,124	15,644,575

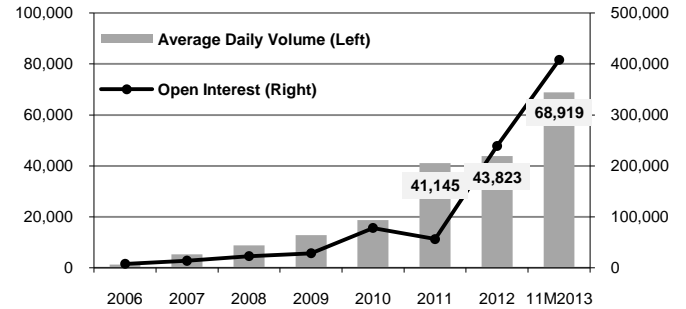
BROKER RANKING

Unit : Contracts

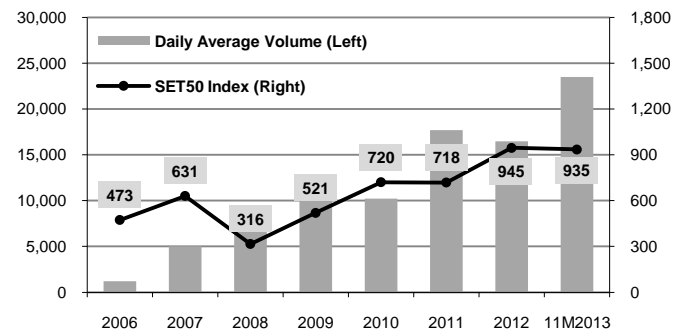
Rank	Broker	Volume	Percent
1	KGI	261,368	12.27%
2	CIMBS	213,019	10.00%
3	PHATR	153,751	7.22%
4	MAYBANK KIMENG	148,671	6.98%
5	KT ZMICO	110,894	5.21%
Top 5 total		887,703	41.68%



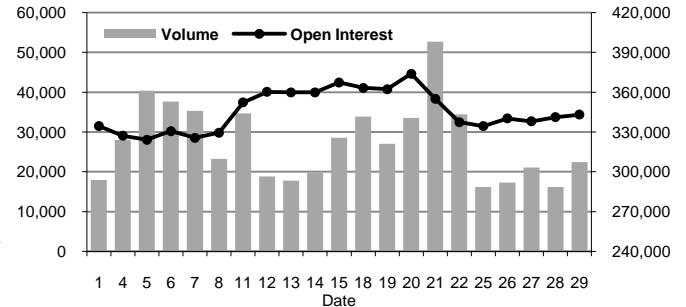
Total Market Average Daily Volume (as of Nov 29, 2013) and Open Interest (Contracts)



SET50 Futures Daily Average Volume and SET50 Index (as of Nov 29, 2013)



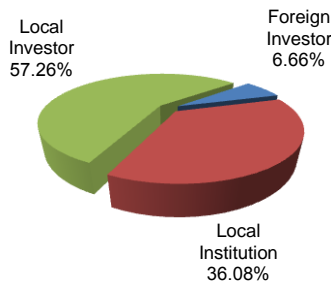
Single Stock Futures Volume and Open Interest (Nov 2013)



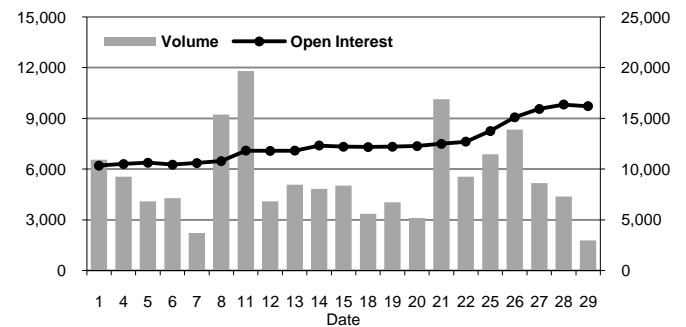
INVESTOR BREAKDOWN

Unit : Contracts

	Trading Volume		
	Long	Short	Net
Foreign Investor	69,993	71,855	(1,862)
Local Institution	378,701	389,801	(11,100)
Local Investor	616,288	603,326	12,962



Gold Futures Volume and Open Interest (Nov 2013)



For more information:
www.TFEX.co.th