

## PRICE MOVEMENT

SET50 Index climbed more than 60 points, or 8.80% from the previous month closing at 794.01 points. A stable political issue in Thailand was the major sentiment that drove the index up. However, Europe debt crisis is still pressuring the overall market.

For precious metals, LBMA Gold and Silver fixing for the end of July were at \$1613.75 and \$39.63 respectively. Gold rose to fresh record high on Jul 27 as talks over lifting the debt ceiling appeared to be stalling just days before the August 2 deadline, raising the prospect of a debt default.

## TRADING STATISTICS

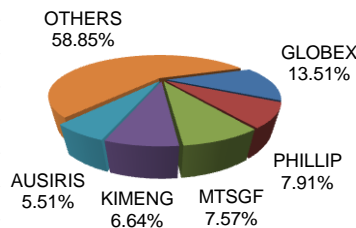
Unit : Contracts

Contract	Daily average volume		Open interest (as of 29 Jul 11)	YTD Volume
	Jul 10	Jul 11		
<b>Futures</b>	<b>13,713</b>	<b>43,445</b>	<b>136,487</b>	<b>4,453,670</b>
SET50	6,737	16,142	35,522	1,923,255
Precious Metals	3,148	20,454	31,120	1,548,390
Gold	3,148	19,973	29,019	1,535,177
Silver		482	2,101	13,213
Single Stock	3,828	6,841	69,706	981,747
Interest Rate		7	139	278
<b>Options</b>	<b>241</b>	<b>371</b>	<b>5,549</b>	<b>67,501</b>
SET50	241	371	5,549	67,501
<b>TOTAL</b>	<b>13,954</b>	<b>43,816</b>	<b>142,036</b>	<b>4,521,171</b>

## BROKER RANKING

Unit : Contracts

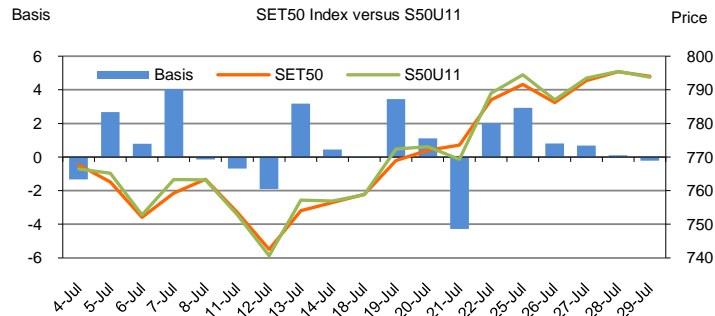
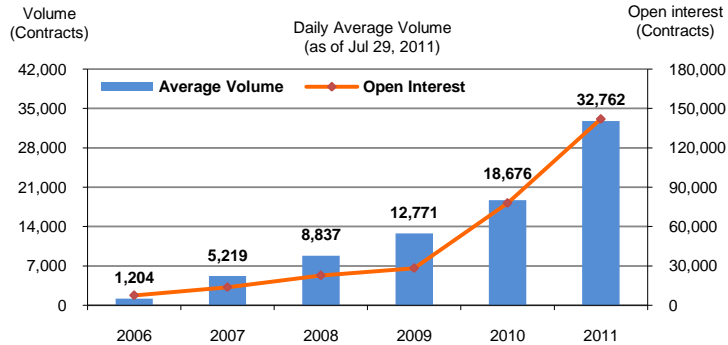
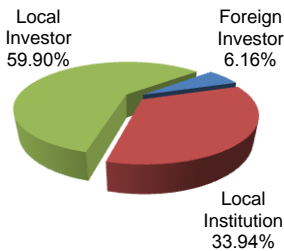
Rank	Broker	Volume	Percent
1	GLOBEX	224,983	13.51%
2	PHILLIP	131,751	7.91%
3	MTSGF	125,997	7.57%
4	KIMENG	110,590	6.64%
5	AUSIRIS	91,754	5.51%
Top 5 total		685,075	41.14%



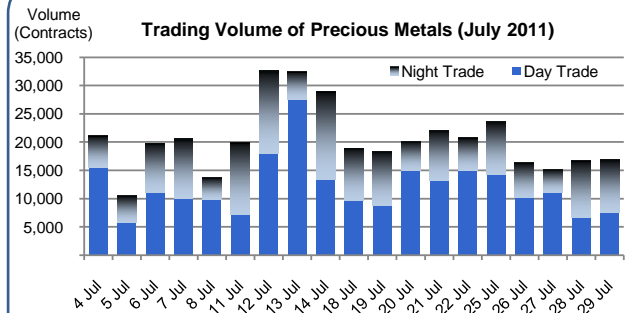
## INVESTOR BREAKDOWN

Unit : Contracts

	Trading volume (Jul 11)		
	Long	Short	Net
Foreign Investors	57,153	45,359	11,794
Local Institutions	276,669	288,403	(11,734)
Local Investors	498,673	498,733	(60)



## Trading Volume of Precious Metals (July 2011)



## Precious Metals trading volume

Period	Trading Volume (Contracts)			Night/Total Ratio
	Night	Day	Total	
21 Jun - 30 Jun	73,828	79,434	153,262	48.17%
July	158,862	229,773	388,635	40.88%

TFEX started Extended Trading Hours on June 20th 2011. During July, precious metals futures trading volume during the Night Session was about 70% of the Day Session.

Gold Futures daily average for July was 19,973 contracts, an increase of 6,963 contracts or more than 50%. For further information regarding Night Session please visit our [FAQ](#) page.



For more information: [www.tfex.co.th](http://www.tfex.co.th) Or contact us: [tfex\\_admin@set.or.th](mailto:tfex_admin@set.or.th)

