

PRICE MOVEMENT

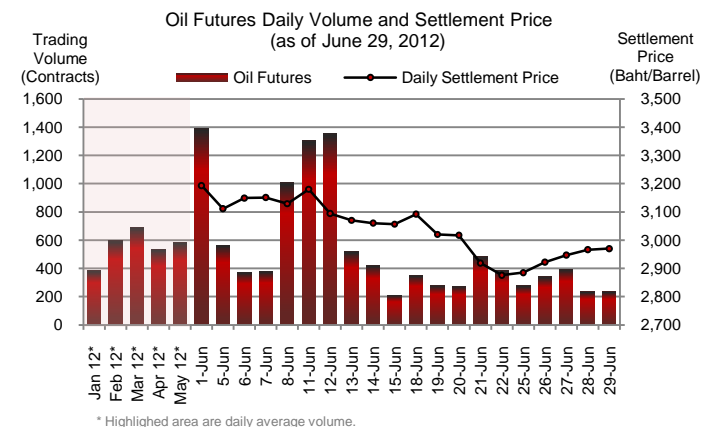
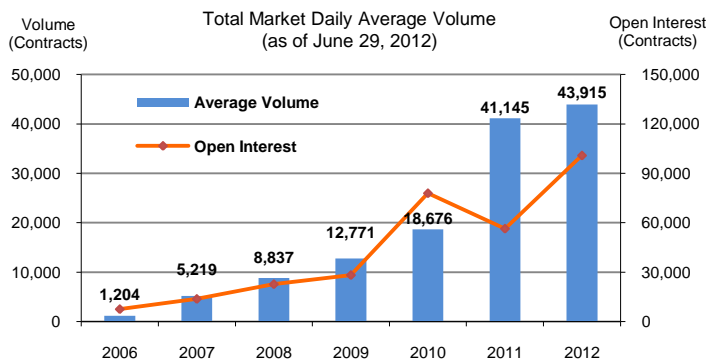
SET50 Index rallied 22.84 points, or about 2.89% from the previous month closing at 814.38 points. The Thai stock market was in line with the global market. The main issue that causes big movement in the index was the FOMC policy statement, the downgrade of 15 major global banks and the overall global economy. The SET Index climbed 30.61 points, or about 2.68% from the previous month closing at 1,172.11 points

For precious metals, LBMA Gold A.M. and Silver fixing for the end of June were at \$1,569.50 and \$27.08, respectively. The Brent Index was at \$92.53.

TRADING STATISTICS

Unit : Contracts

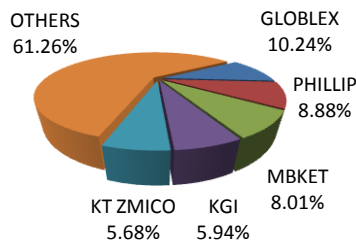
Contract	Daily average volume		Open Interest (as of June 29, 2012)	YTD Volume
	June 2012	June 2011		
Futures	52,157	36,505	99,974	4,880,075
SET50	25,426	16,142	30,343	2,256,594
Precious Metals	16,485	13,194	24,107	1,799,351
Gold	16,457	13,010	23,909	1,795,133
Silver	28	451	198	4,218
Single Stock	5,927	7,165	34,304	678,138
Brent Crude Oil	539		693	67,186
Interest Rate	0	3	5	27
USD	3,781		10,522	78,779
Options	403	690	1,705	35,858
SET50	403	690	1,705	35,858
TOTAL	52,560	37,195	101,679	4,915,933



BROKER RANKING

Unit : Contracts

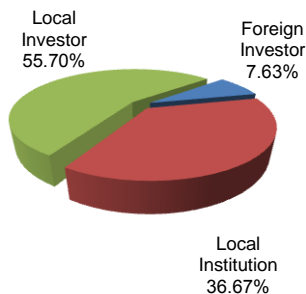
Rank	Broker	Volume	Percent
1	GLOBLEX	214,413	10.24%
2	PHILLIP	185,978	8.88%
3	MBKET	167,771	8.01%
4	KGI	124,483	5.94%
5	KT ZMICO	118,911	5.68%
Top 5 total		811,556	38.75%



INVESTOR BREAKDOWN

Unit : Contracts

	Trading volume		
	Long	Short	Net
Foreign Investor	83,947	75,816	8,131
Local Institution	367,933	400,323	(32,390)
Local Investor	595,536	571,277	24,259



USD FUTURES

USD Futures Volume and Settlement Price (as of June 29, 2012)

A combined bar and line chart showing the daily trading volume and settlement price of USD Futures from June 5, 2012, to June 29, 2012. The blue bars represent USD Futures Trading Volume (Contracts) and the black line represents Daily Settlement Price (USD/THB). A shaded area highlights the daily average volume.

USD Futures was launched on June 5th, 2012. The daily average trading volume for the first month of trading was 3,781 contracts; it has the highest volume of all the new product that ever launched on TFEX.



For more information:
www.tfex.co.th

