

## PRICE MOVEMENT

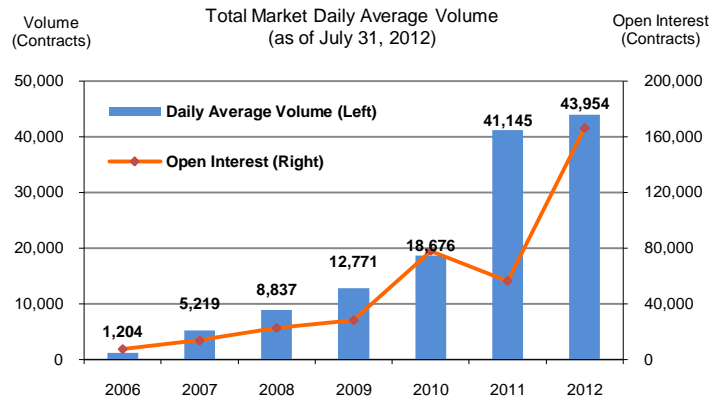
SET50 Index rallied 14.29 points, or about 1.75% from the previous month closing at 828.67 points. The SET Index climbed and remained above the 1,200 level during early July before plunging below the 1,200 level once again due to the Eurozone debt crisis that still overshadowed the Thai market. Also, the Bank of Thailand cut the 2012 GDP growth forecast to 5.7% down from 6%. The SET Index climbed 27.19 points, or about 2.32% from the previous month closing at 1,199.30 points

For precious metals, LBMA Gold A.M. and Silver fixing for the end of July were at \$1,622.75 and \$28.20, respectively. The Brent Index was at \$106.34.

## TRADING STATISTICS

Unit : Contracts

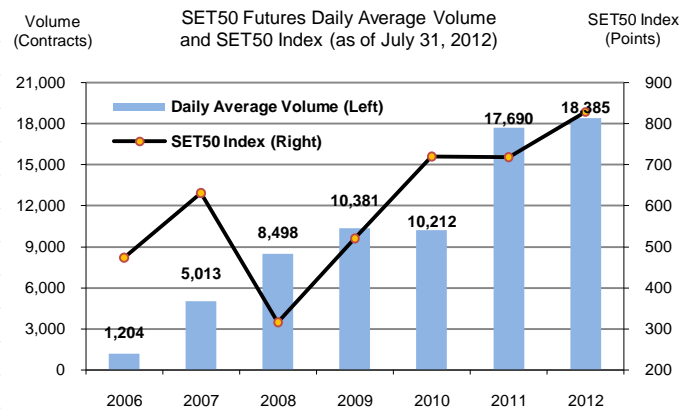
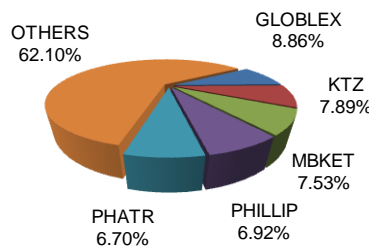
Contract	Daily average volume		Open Interest (as of July 31, 2012)	YTD Volume
	July 2012	July 2011		
<b>Futures</b>	<b>43,231</b>	<b>43,445</b>	<b>162,375</b>	<b>5,785,694</b>
SET50	16,789	16,142	40,350	2,610,653
Precious Metals	13,881	20,454	25,931	2,085,597
Gold	13,776	19,973	25,610	2,079,074
Silver	105	482	321	6,523
Single Stock	7,453	6,841	84,764	838,536
Brent Crude Oil	682		1,138	81,695
Interest Rate	0	7	5	27
USD	4,425		10,187	169,186
<b>Options</b>	<b>149</b>	<b>371</b>	<b>3,585</b>	<b>38,966</b>
SET50	149	371	3,585	38,966
<b>TOTAL</b>	<b>43,380</b>	<b>43,816</b>	<b>165,960</b>	<b>5,824,660</b>



## BROKER RANKING

Unit : Contracts

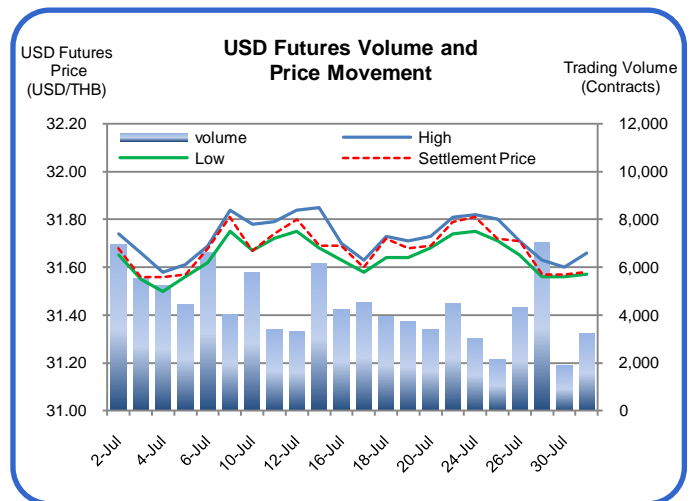
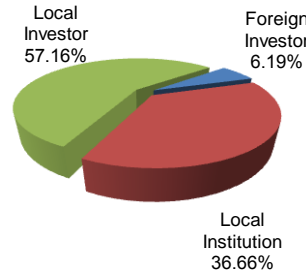
Rank	Broker	Volume	Percent
1	GLOBLEX	169,058	8.86%
2	KTZ	150,669	7.89%
3	MBKET	143,721	7.53%
4	PHILLIP	132,037	6.92%
5	PHATR	127,837	6.70%
Top 5 total		723,322	37.90%



## INVESTOR BREAKDOWN

Unit : Contracts

	Trading volume		
	Long	Short	Net
Foreign Investor	63,097	54,994	8,103
Local Institution	332,268	367,430	(35,162)
Local Investor	558,998	531,939	27,059



For more information:  
www.tfex.co.th

