

PRICE MOVEMENT

The SET50 Index increase 23.75 points, or about 2.54% from the previous month closing at 959.51 points.

The SET Index increase 38.68 points, or about 2.81% from the previous month closing at 1,414.94 points.

For precious metals, LBMA Gold A.M. and Silver Fixing for the end of April 2014 were at \$1,292 and \$19.28, respectively. The Brent Index was at \$109.01 and the USD/THB was at 32.2867.

The average daily trading value for SET was 30,163 mil baht. A decrease of 3.54% from the previous month.

TRADING STATISTICS

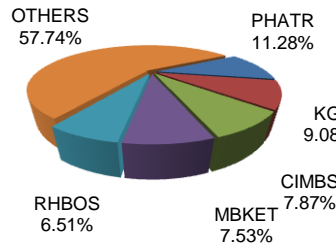
Unit : Contracts

Contract	Daily average volume		Open Interest (as of Apr 30, 2014)	YTD Volume
	Apr 2014	Apr 2013		
Futures	54,327	74,202	592,127	4,516,760
SET50	11,220	23,341	42,173	1,368,255
Precious Metals	5,846	11,210	11,834	491,685
Gold	5,846	11,197	11,834	491,676
Silver	0	13	-	9
Single Stock	36,674	38,178	534,447	2,602,957
Brent Crude Oil	173	255	408	11,023
USD	414	1,218	3,265	42,840
Options	285	119	3,505	18,631
SET50	285	119	3,505	18,631
TOTAL	54,613	74,321	595,632	4,535,391

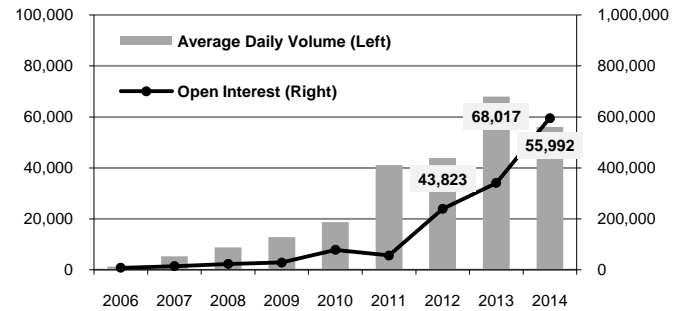
BROKER RANKING

Unit : Contracts

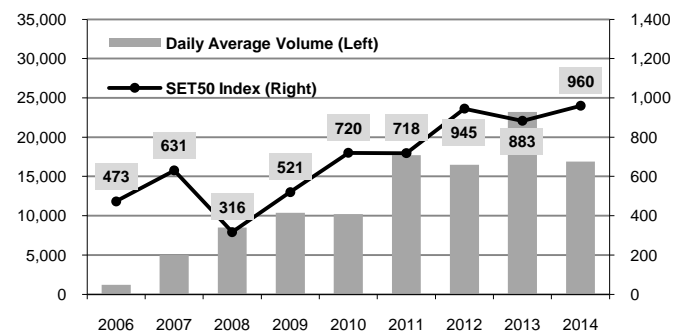
Rank	Broker	Volume	Percent
1	PHATR	234,077	11.28%
2	KGI	188,354	9.08%
3	CIMBS	163,254	7.87%
4	MBKET	156,328	7.53%
5	RHBOS	135,056	6.51%
Top 5 total		877,069	42.27%



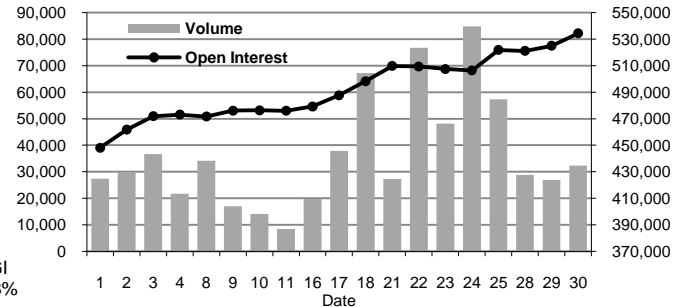
Total Market Average Daily Volume (as of Apr 30, 2014) and Open Interest (Contracts)



SET50 Futures Daily Average Volume and SET50 Index (as of Apr 30, 2014)



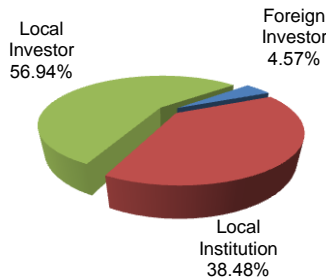
Single Stock Futures Volume and Open Interest (Apr 2014)



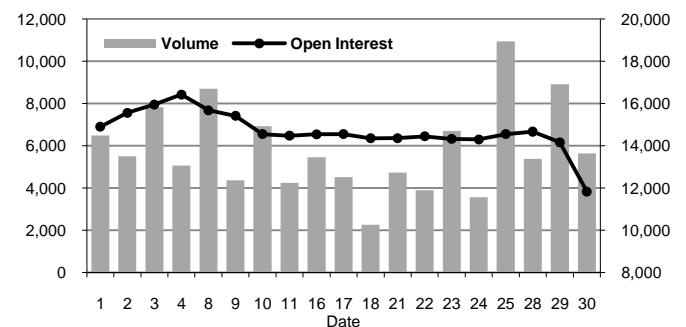
INVESTOR BREAKDOWN

Unit : Contracts

	Trading Volume		
	Long	Short	Net
Foreign Investor	49,466	45,463	4,003
Local Institution	362,502	436,131	(73,629)
Local Investor	625,671	556,045	69,626



Gold Futures Volume and Open Interest (Apr 2014)



For more information:
www.TFEX.co.th