

PRICE MOVEMENT

The SET50 Index closed at 1,006.10 points, an increase of 8.44 points, or about 0.85% from the previous month.

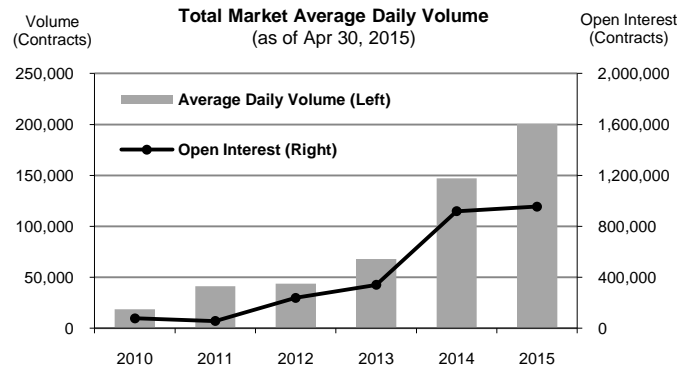
The SET Index closed at 1,526.74 points, an increase 20.80 points, or about 1.38% from the previous month.

For precious metals, LBMA Gold A.M. for the end of month was at \$1,204.30. The Brent Index was at \$64.60.

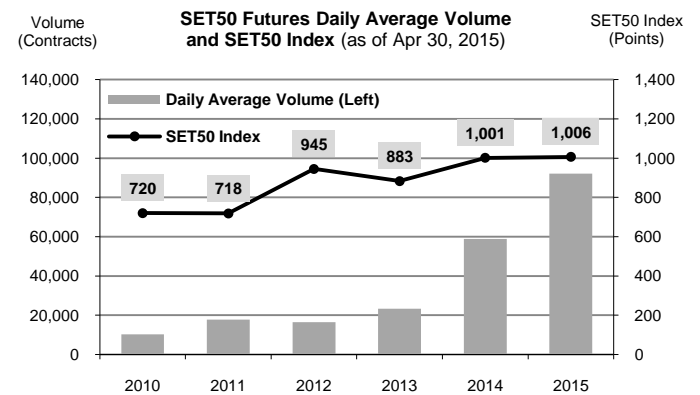
TRADING STATISTICS

Unit : Contracts

Contract	Daily average volume		Open Interest (as of Apr 30, 2015)	YTD Volume
	Apr 2015	Apr 2014		
Futures	155,829	54,327	943,165	15,766,979
SET50	81,975	11,220	215,838	7,278,595
Gold	5,761	5,846	13,429	452,908
Single Stock	66,564	36,674	700,857	7,926,409
Brent Oil	120	173	398	11,027
USD	1,409	414	12,643	98,040
Options	992	285	11,980	76,118
SET50	992	285	11,980	76,118
TOTAL	156,821	54,613	955,145	15,843,097



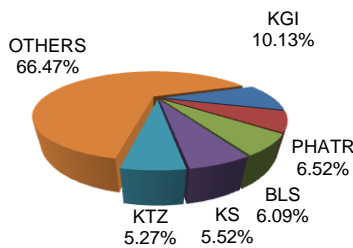
TRADING STATISTICS



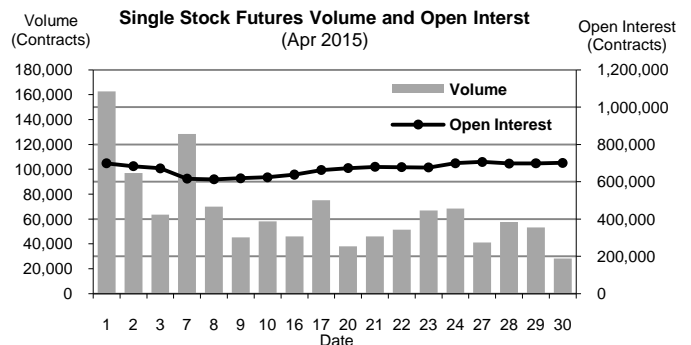
BROKER RANKING

Unit : Contracts

Rank	Broker	Volume	Percent
1	KGI	571,731	10.13%
2	PHATR	368,169	6.52%
3	BLS	343,760	6.09%
4	KS	311,643	5.52%
5	KTZ	297,744	5.27%
Top 5 total		1,893,047	33.53%



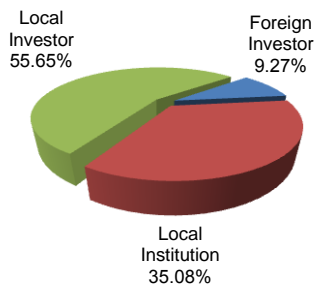
Single Stock Futures



INVESTOR BREAKDOWN

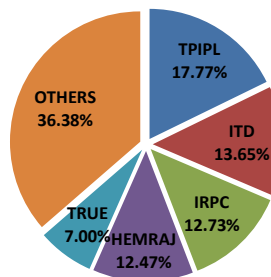
Unit : Contracts

	Trading Volume		
	Long	Short	Net
Foreign Investor	285,671	237,437	48,234
Local Institution	944,918	1,035,726	(90,808)
Local Investor	1,592,194	1,549,620	42,574

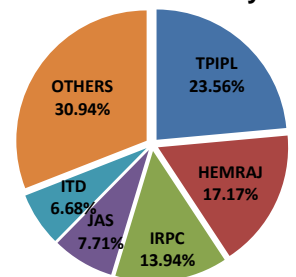


Top 5 Single Stock Futures

AOM+Block Trade



Block Trade only



For more information:
www.TFEX.co.th