

PRICE MOVEMENT

The SET50 Index closed at 891.83 points, a decrease of 14.10 points, or about 1.56% from the previous month.

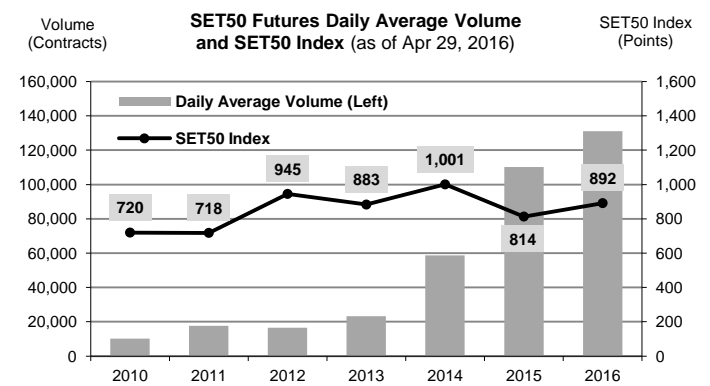
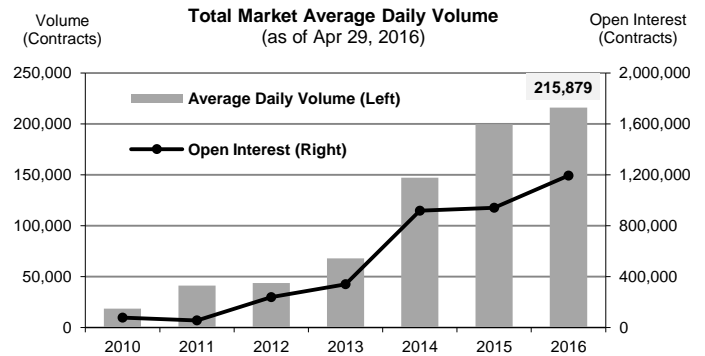
The SET Index closed at 1,404.61 points, a decrease of 3.09 points, or about 0.22% from the previous month.

The LBMA Gold Price AM for the end of month was at \$1,274.50.

TRADING STATISTICS

Unit : Contracts

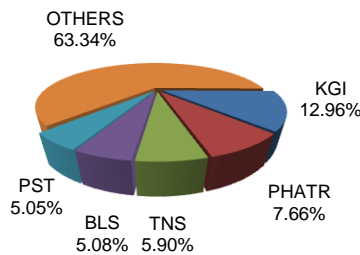
Contract	Daily average volume		Open Interest (as of Apr 29, 2016)	YTD Volume
	Apr 2016	Apr 2015		
Futures	184,472	155,829	1,183,689	17,169,492
SET50	107,657	81,975	239,202	10,494,307
Gold	12,399	5,761	17,091	1,029,306
Single Stock	63,860	66,564	916,602	5,566,415
Brent Oil	147	120	531	12,050
USD	408	1,409	10,249	67,378
RSS3	0	N/A	14	36
Options	991	992	10,444	100,812
SET50	991	992	10,444	100,812
TOTAL	185,463	156,821	1,194,133	17,270,304



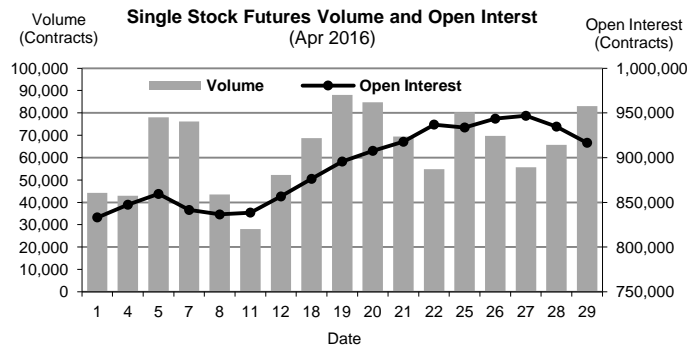
BROKER RANKING

Unit : Contracts

Rank	Broker	Volume	Percent
1	KGI	817,201	12.96%
2	PHATR	483,194	7.66%
3	TNS	372,296	5.90%
4	BLS	320,592	5.08%
5	PST	318,358	5.05%
Top 5 total		2,311,641	36.65%



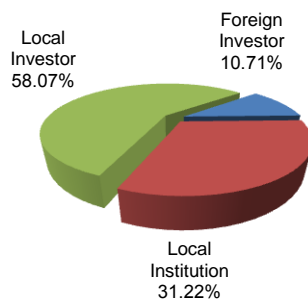
Single Stock Futures



INVESTOR BREAKDOWN

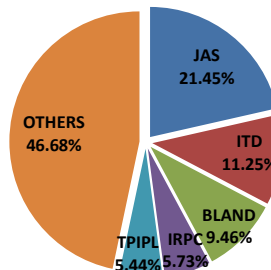
Unit : Contracts

	Trading Volume		
	Long	Short	Net
Foreign Investor	352,983	322,547	30,436
Local Institution	936,033	1,032,525	(96,492)
Local Investor	1,863,847	1,797,791	66,056

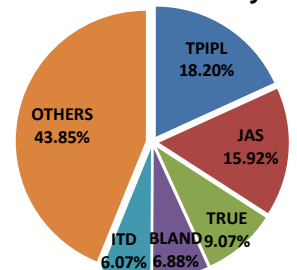


Top 5 Single Stock Futures

AOM+Block Trade



Block Trade only



For more information:
www.TFEX.co.th