

## PRICE MOVEMENT

The SET50 Index closed at 1,177.02 points, an decrease of 0.53 points, or about 0.05% from the previous month.

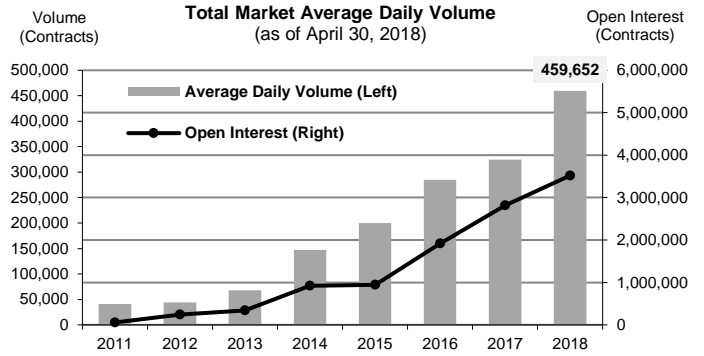
The SET Index closed at 1,779.80 points, a decrease of 0.31 points, or about 0.02% from the previous month.

The LBMA Gold Price AM for the end of month was at \$1,316.25 a decrease of \$4.65 or -0.35% from the previous month.

## TRADING STATISTICS

Unit : Contracts

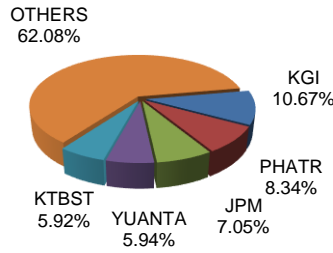
Contract	Daily average volume		Open Interest (as of Apr 30, 2018)	YTD Volume
	Apr 2018	Apr 2017		
<b>Futures</b>	<b>355,761</b>	<b>241,394</b>	<b>3,481,221</b>	<b>36,289,228</b>
SET50	144,422	86,727	302,426	13,500,045
Gold	23,098	10,970	41,993	1,509,218
Gold-D	1,000	0	1,083	60,821
Single Stock	185,804	142,438	3,113,531	21,035,035
USD	1,418	1,257	21,787	182,747
RSS3D	19	2	401	1,362
<b>Options</b>	<b>3,434</b>	<b>3,414</b>	<b>39,193</b>	<b>482,915</b>
SET50	3,434	3,414	39,193	482,915
<b>TOTAL</b>	<b>359,194</b>	<b>244,808</b>	<b>3,520,414</b>	<b>36,772,143</b>



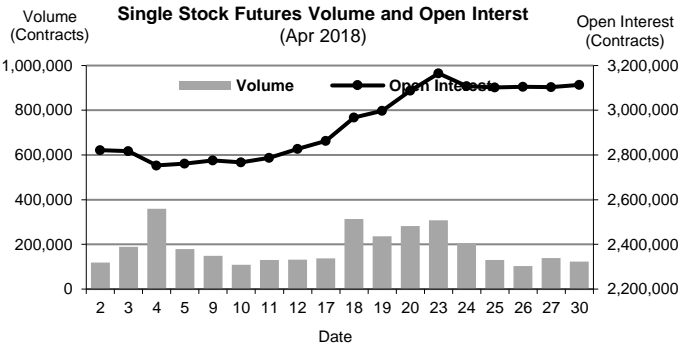
## BROKER RANKING

Unit : Contracts

Rank	Broker	Volume	Percent
1	KGI	1,379,935	10.67%
2	PHATR	1,078,649	8.34%
3	JPM	911,679	7.05%
4	YUANTA	767,839	5.94%
5	KTBST	765,590	5.92%
Top 5 total		4,903,692	37.92%



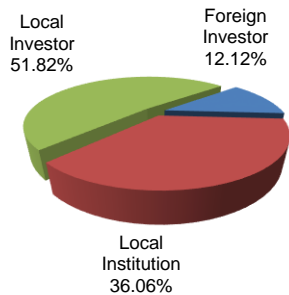
## Single Stock Futures



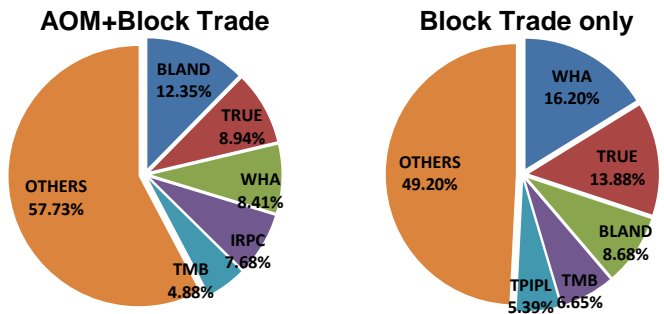
## INVESTOR BREAKDOWN

Unit : Contracts

	Trading Volume		
	Long	Short	Net
Foreign Investor	771,858	795,833	(23,975)
Local Institution	2,203,728	2,459,314	(255,586)
Local Investor	3,489,913	3,210,352	279,561



## Top 5 Single Stock Futures



For more information:  
www.TFEX.co.th