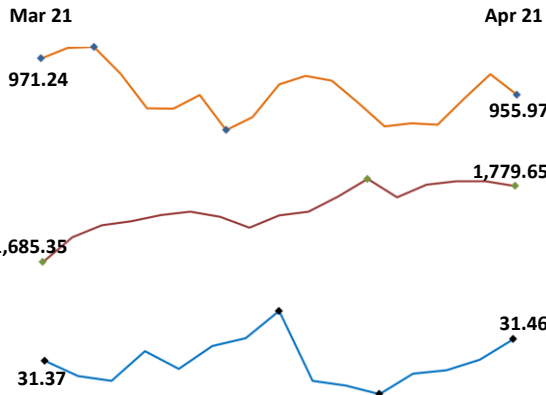


Price Movements

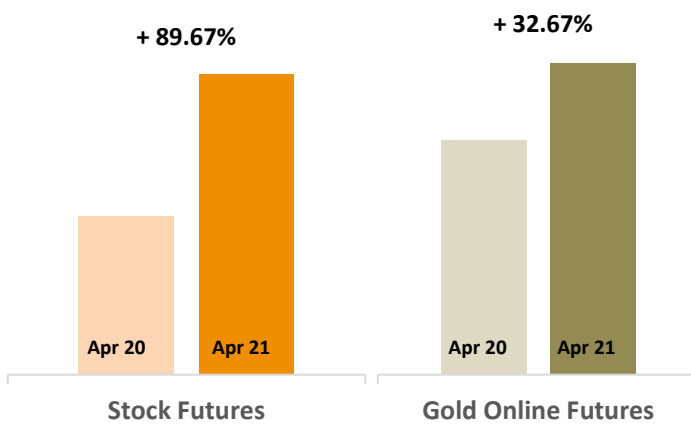


↓ -15.27 -1.57%  
Points

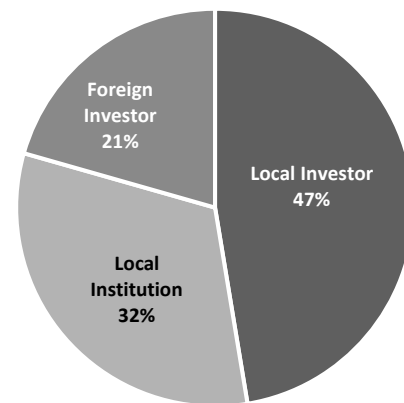
↑ 94.30 +5.60%  
\$/t oz

↑ 0.09 +0.29%  
THB/USD

## Trading Volume Highlights



## Volume by Investor Type April 2021



Products		April		Change	January to April		Change
		2020	2021		2020	2021	
Equity	SET50 Index Futures	4,300,344	2,838,359	- 34.00%	22,464,428	15,752,686	- 29.88%
	Stock Futures	2,367,095	4,489,735	+ 89.67%	16,922,051	21,197,368	+ 25.26%
	SET50 Index Options	54,160	96,893	+ 78.90%	544,495	505,714	- 7.12%
Metals	Gold Futures	216,690	106,286	- 50.95%	1,193,771	576,232	- 51.73%
	Gold Online Futures	491,247	651,731	+ 32.67%	3,181,636	2,961,259	- 6.93%
	Gold-D Futures	3	44	+ 1366.67%	1,967	303	- 84.60%
	Silver Online Futures	-	9,402	-	0	75,107	-
Others	Japanese Rubber Futures	-	834	-	0	5,707	-
	RSS3D Futures	136	0	- 100.00%	15,329	150	- 99.02%
	USD Futures	240,011	332,875	+ 38.69%	789,237	1,055,658	+ 33.76%
<b>Total Volume</b>		<b>7,669,686</b>	<b>8,526,159</b>	<b>+ 11.17%</b>	<b>45,112,914</b>	<b>42,130,184</b>	<b>- 6.61%</b>



For more information:  
[www.TFEX.co.th](http://www.TFEX.co.th)