

PRICE MOVEMENT

The SET50 Index closed at 1,044.25 points, an increase of 37.28 points, or about 3.70% from the previous month.

The SET Index closed at 1,561.63 points, an increase 59.24 points, or about 3.94% from the previous month.

For precious metals, LBMA Gold A.M. and Silver Fixing for the end of month were at \$1,285.75 and \$19.47, respectively. The Brent Index was at \$102.43.

TRADING STATISTICS

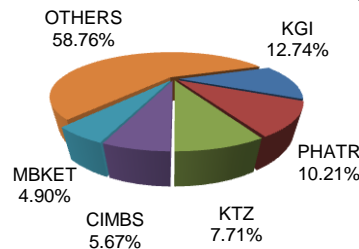
Unit : Contracts

Contract	Daily average volume		Open Interest (as of Aug 29, 2014)	YTD Volume
	August 2014	August 2013		
Futures	195,165	54,521	927,311	18,952,237
SET50	60,005	24,271	235,995	7,087,523
Precious Metals	6,889	5,570	21,288	1,010,261
Gold	6,889	5,570	21,288	1,010,252
Silver	0	0	0	9
Single Stock	127,623	23,927	665,303	10,724,349
Brent Oil	184	115	590	23,617
USD	464	638	4,135	106,487
Options	328	234	5,274	47,898
SET50	328	234	5,274	47,898
TOTAL	195,493	54,755	932,585	19,000,135

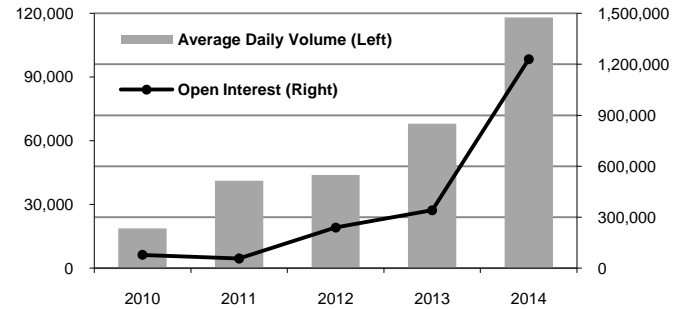
BROKER RANKING

Unit : Contracts

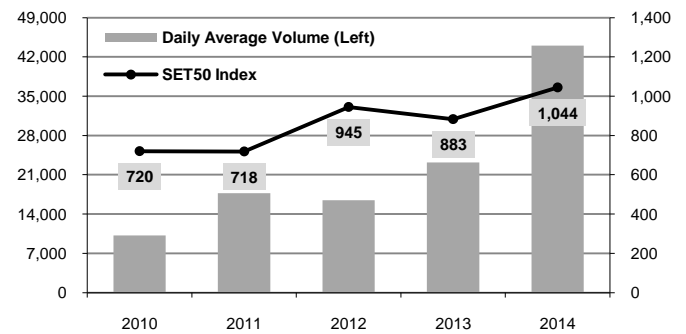
Rank	Broker	Volume	Percent
1	KGI	902,496	12.74%
2	PHATR	723,335	10.21%
3	KTZ	546,159	7.71%
4	CIMBS	401,457	5.67%
5	MBKET	347,275	4.90%
Top 5 total		2,920,722	41.23%



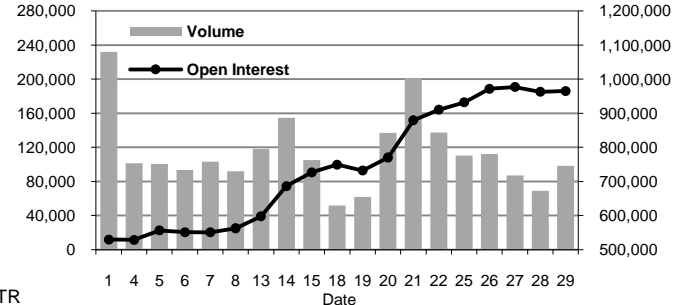
Total Market Average Daily Volume (as of Aug 29, 2014) and Open Interest (Contracts)



SET50 Futures Daily Average Volume and SET50 Index (as of Aug 29, 2014)



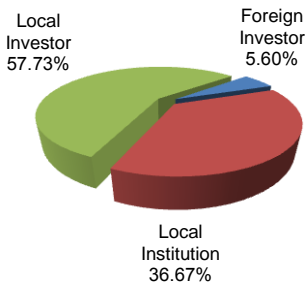
Single Stock Futures Volume and Open Interest (August 2014)



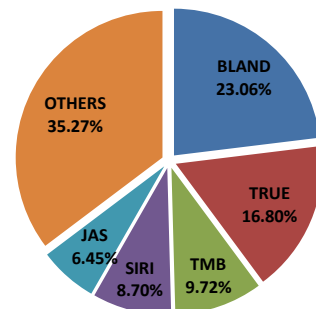
INVESTOR BREAKDOWN

Unit : Contracts

	Trading Volume		
	Long	Short	Net
Foreign Investor	200,566	195,934	4,632
Local Institution	1,167,578	1,429,249	(261,671)
Local Investor	2,172,721	1,915,682	257,039



Top 5 Single Stock Futures



For more information:
www.TFEX.co.th