

PRICE MOVEMENT

The SET50 Index closed at 905.68 points, a decrease of 44.74 points, or about 4.71% from the previous month.

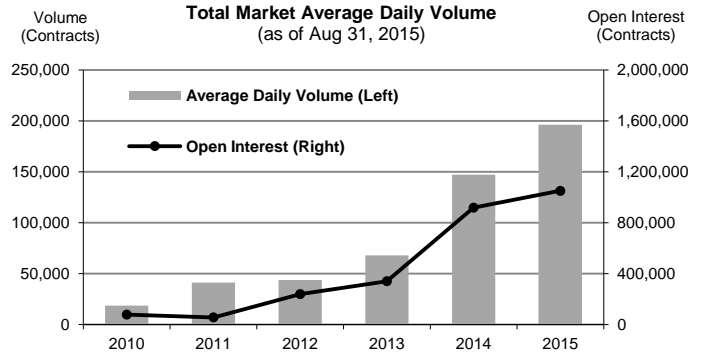
The SET Index closed at 1,382.41 points, a decrease 57.71 points, or about 4.01% from the previous month.

For precious metals, LBMA Gold A.M. for the end of month was at \$1,125.50. The Brent Index was at \$47.75.

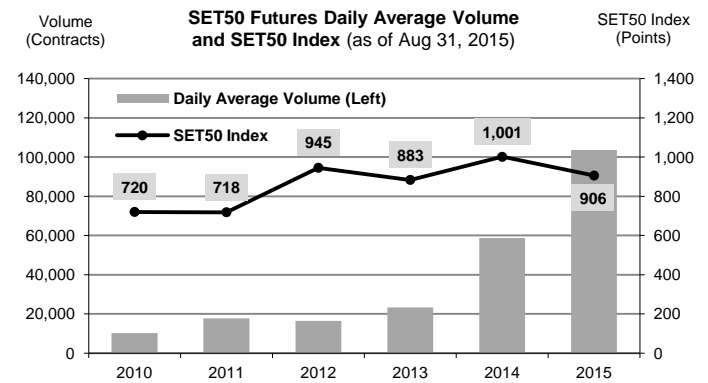
TRADING STATISTICS

Unit : Contracts

Contract	Daily average volume		Open Interest (as of Aug 31, 2015)	YTD Volume
	Aug 2015	Aug 2014		
Futures	211,914	185,948	1,031,331	31,004,659
SET50	135,523	63,730	332,124	16,461,332
Gold	7,960	6,341	20,854	916,919
Single Stock	67,453	114,004	666,038	13,435,957
Brent Oil	93	122	389	16,986
USD	886	1,751	11,926	173,465
Options	2,436	413	18,972	208,217
SET50	2,436	413	18,972	208,217
TOTAL	214,350	186,361	1,050,303	31,212,876



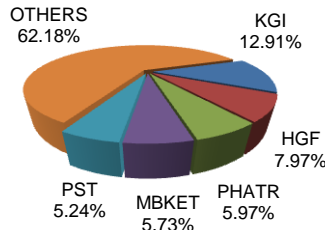
TRADING STATISTICS



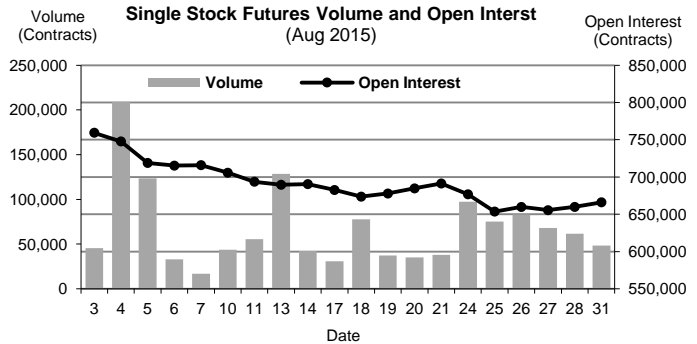
BROKER RANKING

Unit : Contracts

Rank	Broker	Volume	Percent
1	KGI	1,106,837	12.91%
2	HGF	683,059	7.97%
3	PHATR	511,962	5.97%
4	MBKET	490,880	5.73%
5	PST	449,629	5.24%
Top 5 total		3,242,367	37.82%



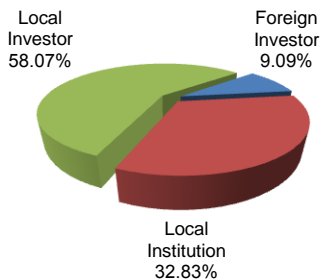
Single Stock Futures



INVESTOR BREAKDOWN

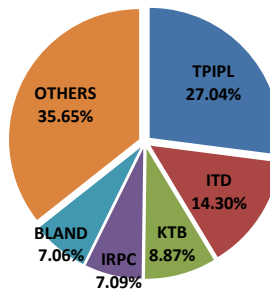
Unit : Contracts

	Trading Volume		
	Long	Short	Net
Foreign Investor	411,551	368,090	43,461
Local Institution	1,471,059	1,344,213	126,846
Local Investor	2,404,397	2,574,704	(170,307)

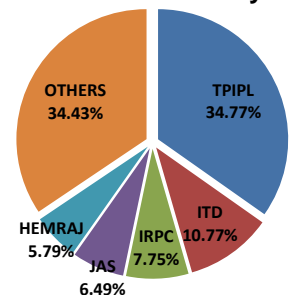


Top 5 Single Stock Futures

AOM+Block Trade



Block Trade only



For more information:
www.TFEX.co.th