

PRICE MOVEMENT

The SET50 Index closed at 1,034.29 points, an increase of 30.33 points, or about 3.02% from the previous month.

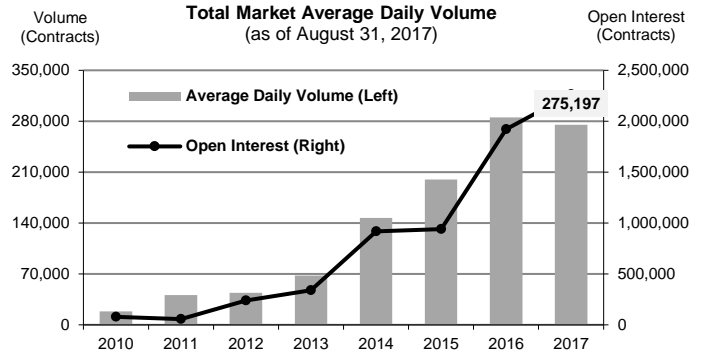
The SET Index closed at 1,616.16 points, an increase of 40.08 points, or about 2.54% from the previous month.

The LBMA Gold Price AM for the end of month was at \$1,305.80 an increase of \$39.45 or 3.12% from the previous month.

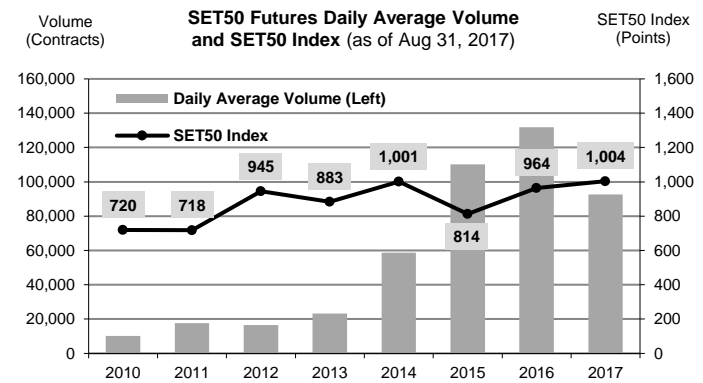
TRADING STATISTICS

Unit : Contracts

Contract	Daily average volume		Open Interest (as of Aug 31, 2017)	YTD Volume
	August 2017	August 2016		
Futures	551,535	322,903	2,074,844	44,073,833
SET50	97,741	111,586	412,741	15,143,155
Gold	25,895	12,106	39,454	2,262,602
Gold-D	0	0	0	0
Single Stock	135,541	198,431	1,599,832	26,468,380
USD	1,519	731	22,664	191,900
RSS3D	101	1	153	7,796
Options	6,718	1,704	113,201	593,081
SET50	6,718	1,704	113,201	593,081
TOTAL	267,515	324,606	2,188,045	44,666,914



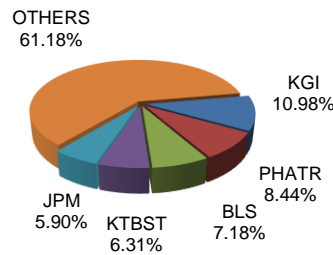
TRADING STATISTICS



BROKER RANKING

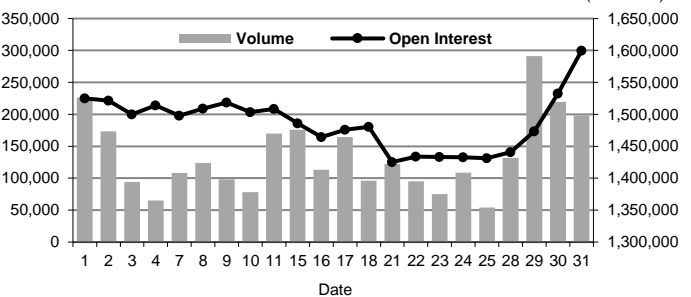
Unit : Contracts

Rank	Broker	Volume	Percent
1	KGI	1,292,218	10.98%
2	PHATR	993,988	8.44%
3	BLS	845,305	7.18%
4	KTBST	743,309	6.31%
5	JPM	694,160	5.90%
Top 5 total		4,568,980	38.81%



Single Stock Futures

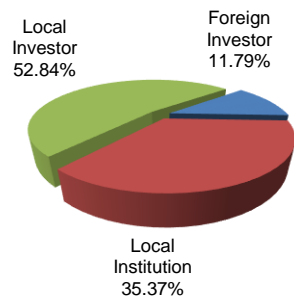
Single Stock Futures Volume and Open Interest
(Aug 2017)



INVESTOR BREAKDOWN

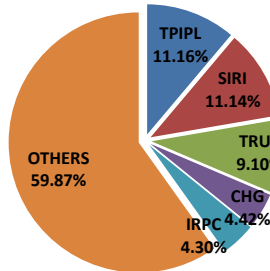
Unit : Contracts

	Trading Volume		
	Long	Short	Net
Foreign Investor	687,318	699,990	(12,672)
Local Institution	2,047,552	2,116,142	(68,590)
Local Investor	3,150,466	3,069,204	81,262

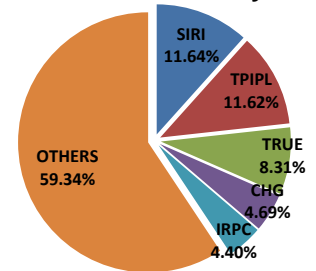


Top 5 Single Stock Futures

AOM+Block Trade



Block Trade only



For more information:
www.TFEX.co.th