

## PRICE MOVEMENT

The SET50 Index closed at 1,096.47 points, a decrease of 34.45 points, or about 3.05% from the previous month.

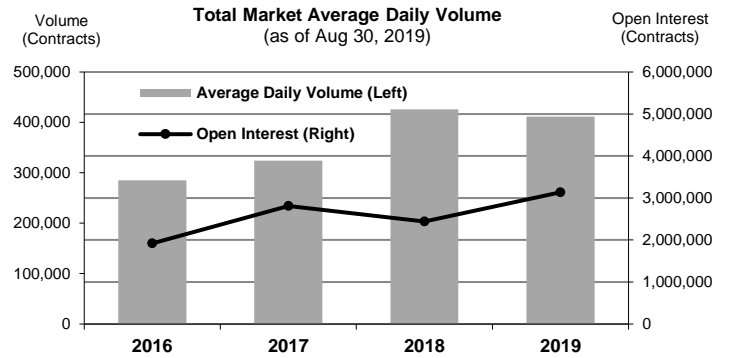
The SET Index closed at 1,654.92 points, a decrease of 57.05 points, or about 3.33% from the previous month.

The LBMA Gold Price AM for the end of month was at \$1526.55 an increase of \$96 or 6.71% from the previous month.

## TRADING STATISTICS

Unit : Contracts

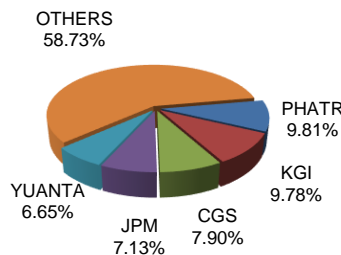
Contract	Daily average volume		Open Interest (as of Aug 30, 2019)	YTD Volume
	Aug 2019	Aug 2018		
<b>Futures</b>	<b>492,509</b>	<b>329,379</b>	<b>3,051,864</b>	<b>65,587,702</b>
SET50	215,034	152,795	335,987	27,296,108
Gold	20,518	20,764	32,697	2,605,071
Gold Online	23,564	0	21,373	2,147,079
Single Stock	231,023	152,248	2,632,612	33,006,118
USD	1,947	3,250	29,134	477,152
RSS3D	241	185	48	34,428
<b>Options</b>	<b>12,027</b>	<b>3,861</b>	<b>85,525</b>	<b>1,089,133</b>
SET50	12,027	3,861	85,525	1,089,133
<b>TOTAL</b>	<b>504,536</b>	<b>333,240</b>	<b>3,137,389</b>	<b>66,676,835</b>



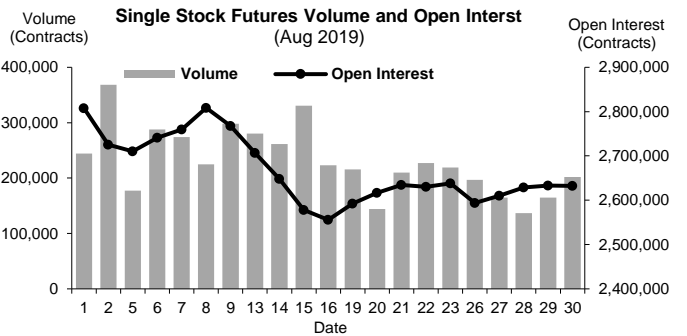
## BROKER RANKING

Unit : Contracts

Rank	Broker	Volume	Percent
1	PHATR	2,079,433	9.81%
2	KGI	2,071,914	9.78%
3	CGS	1,673,207	7.90%
4	JPM	1,511,824	7.13%
5	YUANTA	1,408,138	6.65%
Top 5 total		8,744,516	41.27%



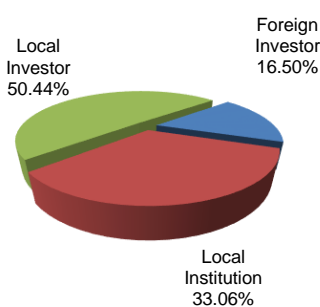
## Single Stock Futures



## INVESTOR BREAKDOWN

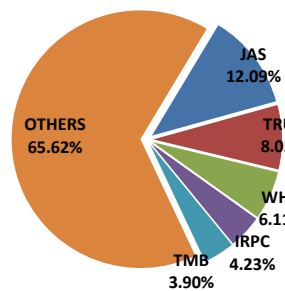
Unit : Contracts

	Trading Volume		
	Long	Short	Net
Foreign Investor	1,763,270	1,733,443	29,827
Local Institution	3,531,847	3,473,025	58,822
Local Investor	5,300,143	5,388,792	#####

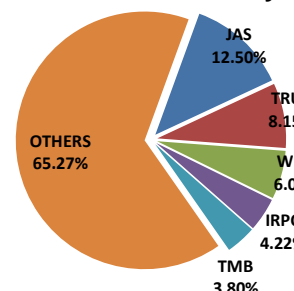


## Top 5 Single Stock Futures

### AOM+Block Trade



### Block Trade only



For more information:  
www.TFEX.co.th