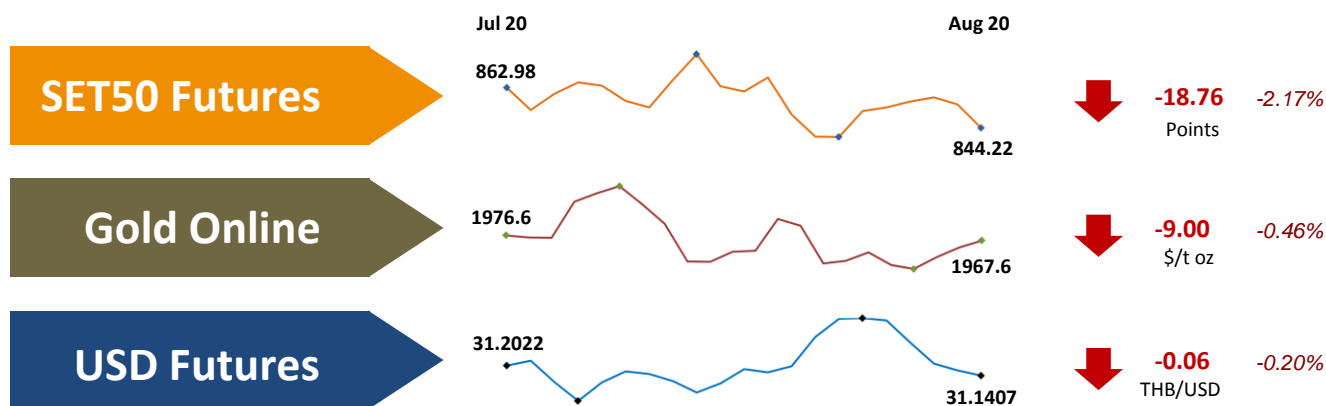


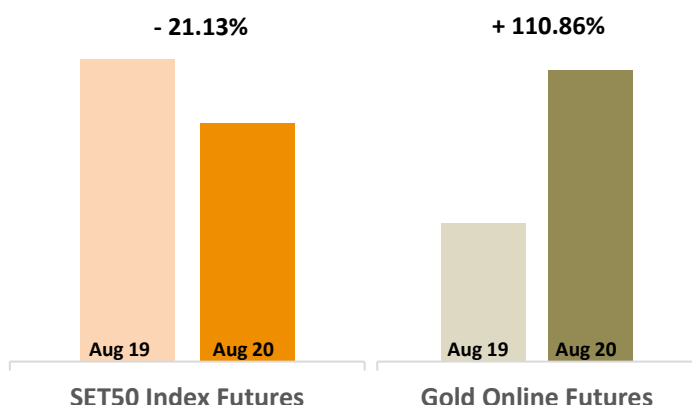
TFEX Volume Highlights

- TFEX total volume grow by 15% YoY when compare to same period last year.
- Gold Online Futures and USD Futures show strong growth when compare to same period last year.

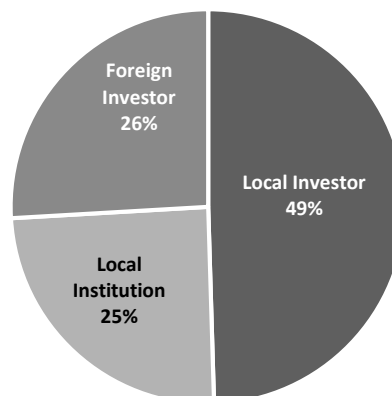
Price Movements



Trading Volume Highlights



Volume by Investor Type August 2020



		August		Change	January to August		Change
Products		2019	2020		2019	2020	
Equity	SET50 Index Futures	4,515,709	3,561,665	-21.13%	27,296,108	36,191,874	+32.59%
	Stock Futures	4,851,478	2,061,861	-57.50%	33,006,118	30,210,064	-8.47%
	SET50 Index Options	252,577	106,511	-57.83%	1,089,133	929,021	-14.70%
Metals	Gold Futures	430,869	368,753	-14.42%	2,605,071	2,002,838	-23.12%
	Gold Online Futures	494,835	1,043,392	+110.86%	2,147,079	5,609,860	+161.28%
	Gold-D Futures	3,856	226	-94.14%	21,746	2,281	-89.51%
Others	RSS3D Futures	5,052	190	-96.24%	34,428	16,871	-51.00%
	USD Futures	40,884	256,168	+526.57%	477,152	1,686,406	+253.43%
	Total Volume	10,595,260	7,398,766	-30.17%	66,676,835	76,649,215	+14.96%



For more information:
www.TFEX.co.th