

PRICE MOVEMENT

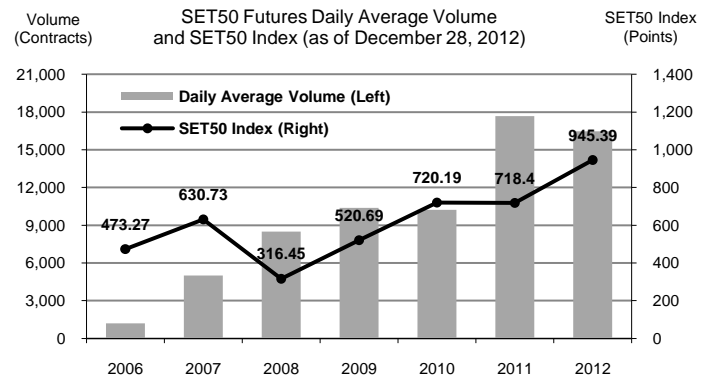
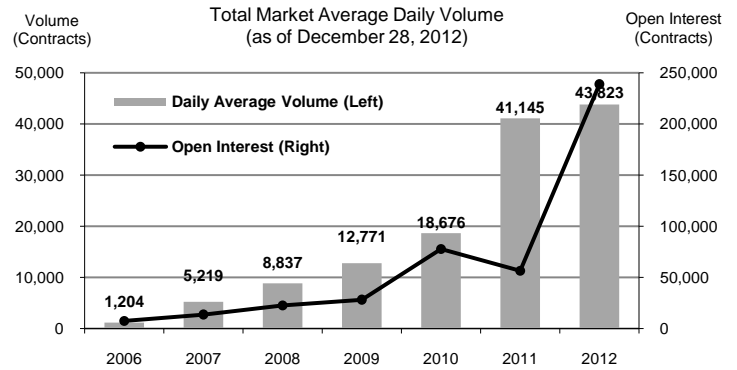
SET50 Index rises 46.58 points, or about 5.18% from the previous month closing at 945.39 points. As foreign investors still remain cautious about the fiscal cliff, fund continues to flow in to Thailand. Also, local investors rush to buy domestic funds for tax reasons before the end of the year drove Thailand's stock market up, almost pushing the SET index through the 1,400 resistance. The SET Index increases by 67.89 points, or about 5.13% from the previous month closing at 1,391.93 points, breaking a new high in 16 years yet again.

For precious metals, LBMA Gold A.M. and Silver Fixing for the end of November were at \$1,664.00 and \$29.95, respectively. The Brent Index was at \$110.62 and the USD/THB was at 30.6288.

TRADING STATISTICS

Unit : Contracts

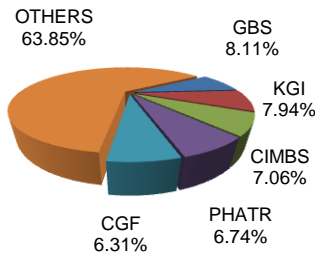
Contract	Daily average volume		Open Interest (as of Dec 28, 2012)	YTD Volume
	Dec 2012	Dec 2011		
Futures	43,065	29,724	237,412	10,403,871
SET50	14,659	13,661	36,920	4,034,460
Precious Metals	14,148	12,062	33,312	3,657,195
Gold	14,077	12,036	33,129	3,642,605
Silver	72	26	183	14,590
Single Stock	12,683	3,996	154,366	2,168,037
Brent Crude Oil	440	6	744	147,823
Sector	-	N/A	5	191
USD	1,135	N/A	12,065	396,138
Options	207	216	1,569	54,057
SET50	207	216	1,569	54,057
TOTAL	43,272	29,940	238,981	10,457,928



BROKER RANKING

Unit : Contracts

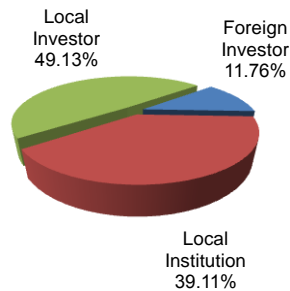
Rank	Broker	Volume	Percent
1	GLOBLEX	126,263	8.11%
2	KGI	123,669	7.94%
3	CIMBS	110,028	7.06%
4	PHATRA	104,926	6.74%
5	CLASSIC GOLD	98,287	6.31%
Top 5 total		563,173	36.16%



INVESTOR BREAKDOWN

Unit : Contracts

	Trading Volume		
	Long	Short	Net
Foreign Investor	94,530	88,733	5,797
Local Institution	279,769	329,479	(49,710)
Local Investor	404,595	360,682	43,913



"The most efficient way to gain exposure to Thai Capital Market"

Two nearest monthly contracts for SET50 Index Futures were added. SET50 Index Futures contract months is now "3 nearest consecutive months plus the next 3 quarterly months".

Special promotion

Trade the following monthly contracts and get 80% discount on exchange fees (from 50THB/contract to 10THB/contract)

1. S50F13 (January)
2. S50G13 (February)
3. S50J13 (April)
4. S50K13 (May)

For more information please visit www.TFEX.co.th



For more information:
www.TFEX.co.th