

## PRICE MOVEMENT

The SET50 Index closed at 1,001.01 points, a decrease of 68.35 points, or about 6.39% from the previous month.

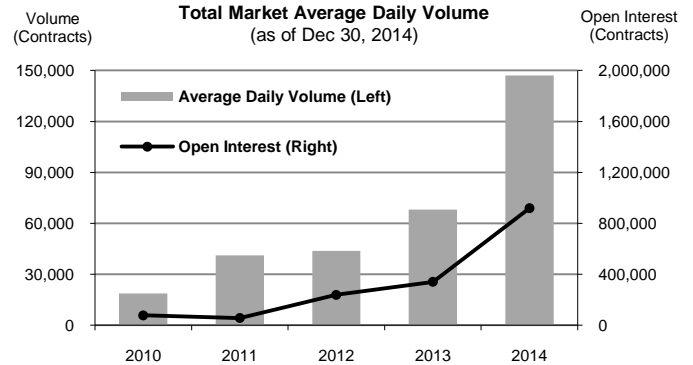
The SET Index closed at 1,497.67 points, a decrease 96.24 points, or about 6.04% from the previous month.

For precious metals, LBMA Gold A.M. for the end of month was at \$1,195.25. The Brent Index was at \$57.33.

## TRADING STATISTICS

Unit : Contracts

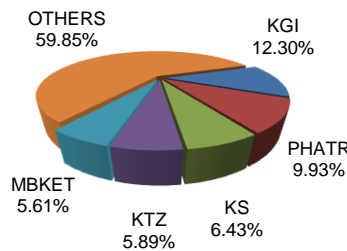
Contract	Daily average volume		Open Interest (as of Dec 30, 2014)	YTD Volume
	Dec 2014	Dec 2013		
<b>Futures</b>	<b>271,544</b>	<b>56,364</b>	<b>914,644</b>	<b>35,912,295</b>
SET50	126,937	19,886	177,704	14,403,574
Precious Metals	6,429	5,736	19,819	1,541,704
Gold	6,429	5,736	19,819	1,541,695
Silver	-	0	-	9
Single Stock	135,028	29,925	704,176	19,624,561
Brent Oil	113	112	449	32,530
USD	3,036	706	12,496	309,926
<b>Options</b>	<b>1,095</b>	<b>278</b>	<b>3,543</b>	<b>108,855</b>
SET50	1,095	278	3,543	108,855
<b>TOTAL</b>	<b>272,639</b>	<b>56,642</b>	<b>918,187</b>	<b>36,021,150</b>



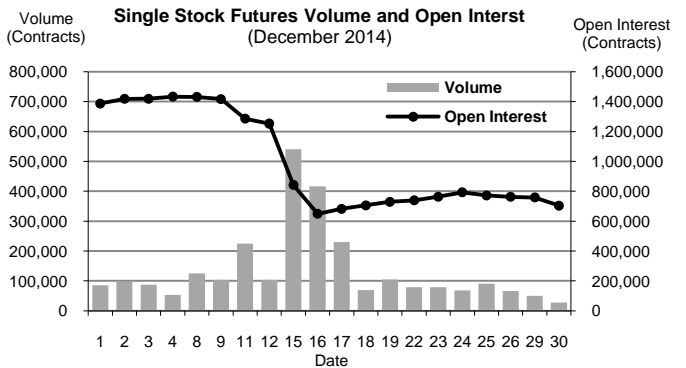
## BROKER RANKING

Unit : Contracts

Rank	Broker	Volume	Percent
1	KGI	8,861,419	12.30%
2	PHATR	7,151,074	9.93%
3	KS	4,628,916	6.43%
4	KTZ	4,245,819	5.89%
5	MBKET	4,040,277	5.61%
Top 5 total		28,927,505	40.16%



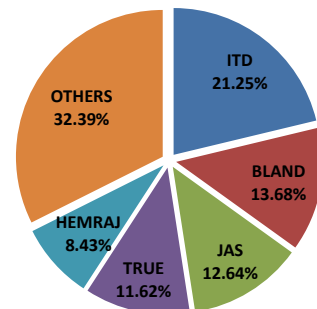
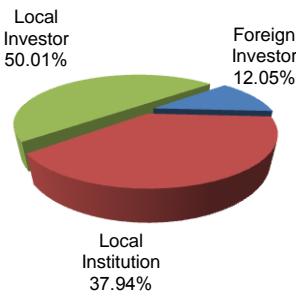
## Single Stock Futures



## INVESTOR BREAKDOWN

Unit : Contracts

	Trading Volume		
	Long	Short	Net
Foreign Investor	643,131	670,502	(27,371)
Local Institution	2,397,921	1,739,735	658,186
Local Investor	2,411,737	3,042,552	(630,815)



For more information:  
[www.TFEX.co.th](http://www.TFEX.co.th)