

PRICE MOVEMENT

The SET50 Index closed at 1,135.14 points, an increase of 49.28 points, or about 4.54% from the previous month.

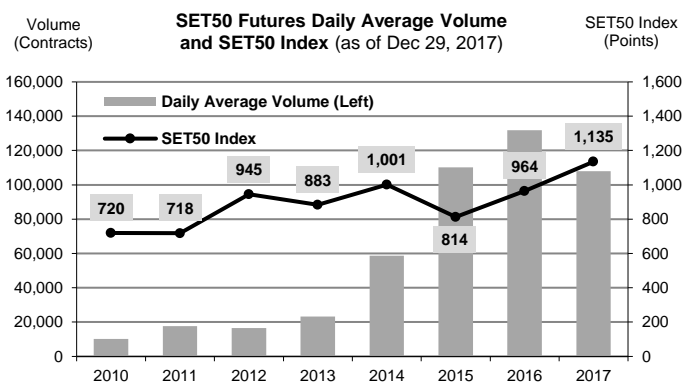
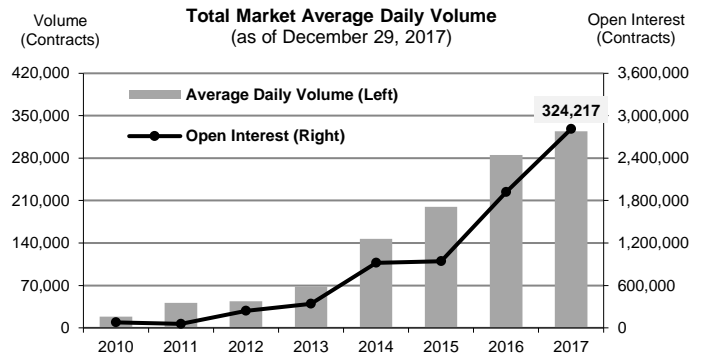
The SET Index closed at 1,753.71 points, an increase of 56.32 points, or about 3.32% from the previous month.

The LBMA Gold Price AM for the end of month was at \$1,296.50 an increase of \$14.35 or 1.12% from the previous month.

TRADING STATISTICS

Unit : Contracts

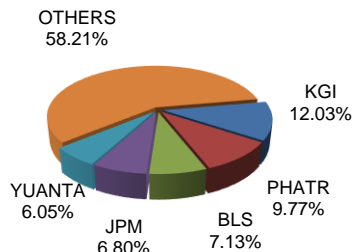
Contract	Daily average volume		Open Interest (as of Dec 29, 2017)	YTD Volume
	Dec 2017	Dec 2016		
Futures	620,253	257,468	2,777,097	77,908,893
SET50	122,548	104,205	318,464	26,321,073
Gold	16,278	7,161	50,637	3,691,785
Gold-D	718	0	1,068	57,770
Single Stock	244,754	145,122	2,393,257	47,480,762
USD	1,960	980	13,150	346,890
RSS3D	25	-	521	10,613
Options	5,358	1,764	35,939	1,081,681
SET50	5,358	1,764	35,939	1,081,681
TOTAL	391,640	259,231	2,813,036	78,990,574



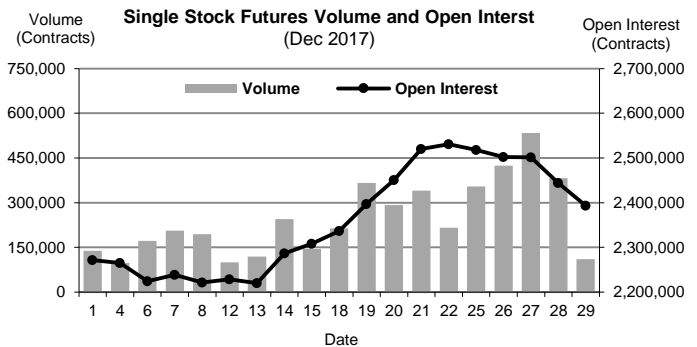
BROKER RANKING

Unit : Contracts

Rank	Broker	Volume	Percent
1	KGI	1,790,562	12.03%
2	PHATR	1,454,282	9.77%
3	BLS	1,061,121	7.13%
4	JPM	1,012,531	6.80%
5	YUANTA	900,431	6.05%
Top 5 total		6,218,927	41.78%



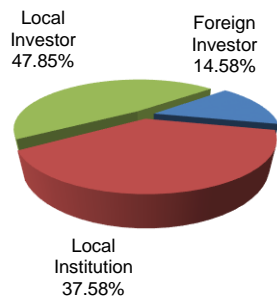
Single Stock Futures



INVESTOR BREAKDOWN

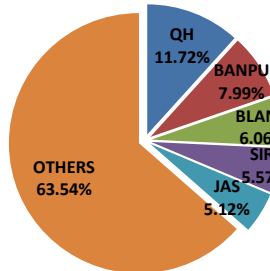
Unit : Contracts

	Trading Volume		
	Long	Short	Net
Foreign Investor	1,077,256	1,092,334	(15,078)
Local Institution	2,699,896	2,892,373	(192,477)
Local Investor	3,664,017	3,456,462	207,555

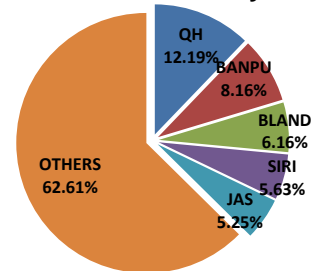


Top 5 Single Stock Futures

AOM+Block Trade



Block Trade only



For more information:
www.TFEX.co.th