

PRICE MOVEMENT

The SET50 Index closed at 1,068.50 points, a decrease of -1.73 points, or about -0.16% from the previous month.

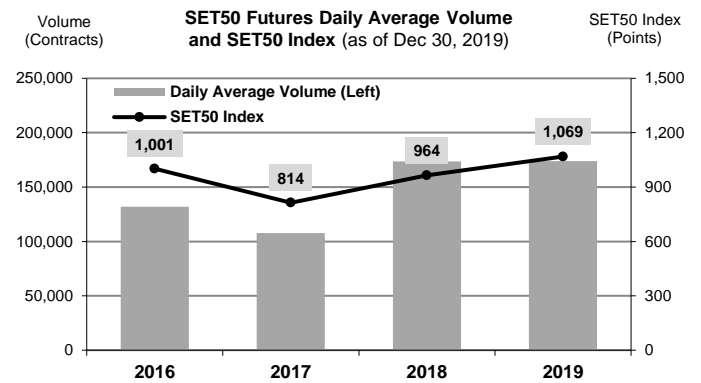
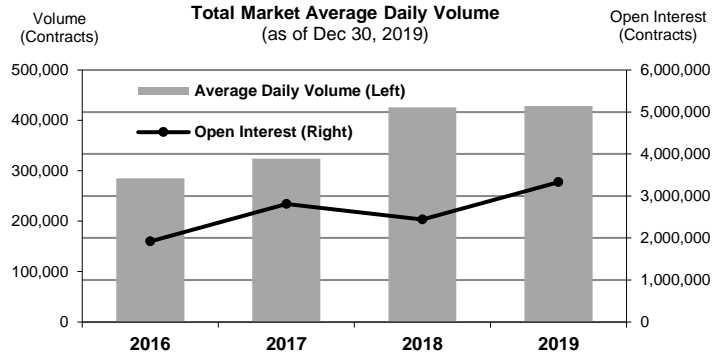
The SET Index closed at 1,579.84 points, a decrease of -10.75 points, or about -0.68% from the previous month.

The LBMA Gold Price AM for the end of month was at \$1523.35 an increase of \$66.65 or 4.58% from the previous month.

TRADING STATISTICS

Unit : Contracts

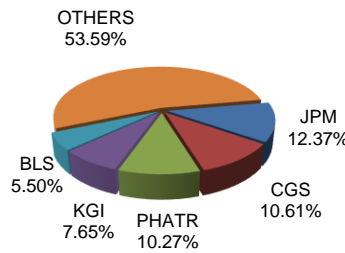
Contract	Daily average volume		Open Interest (as of Dec 30, 2019)	YTD Volume
	Dec 2019	Dec 2018		
Futures	537,715	478,758	3,308,103	102,844,672
SET50	214,917	192,782	280,520	42,450,175
Gold	8,134	13,238	34,610	3,560,986
Gold Online	20,199	2,759	36,373	3,974,556
Single Stock	290,416	266,033	2,917,490	52,098,173
USD	3,688	3,653	39,014	673,060
RSS3D	266	224	-	54,565
Options	7,636	6,997	22,127	1,677,323
SET50	7,636	6,997	22,127	1,677,323
TOTAL	545,351	485,755	3,330,230	104,521,995



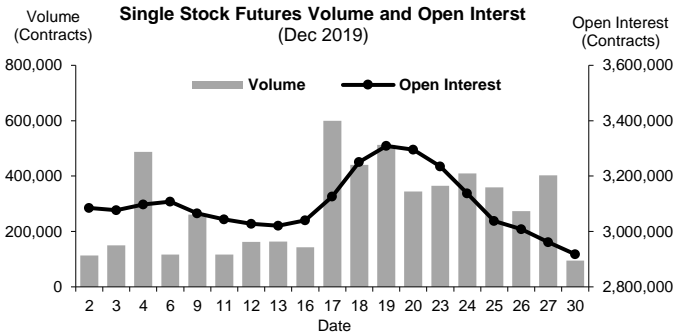
BROKER RANKING

Unit : Contracts

Rank	Broker	Volume	Percent
1	JPM	2,562,857	12.37%
2	CGS	2,199,489	10.61%
3	PHATR	2,128,478	10.27%
4	KGI	1,585,737	7.65%
5	BLS	1,140,624	5.50%
Top 5 total		9,617,185	46.40%



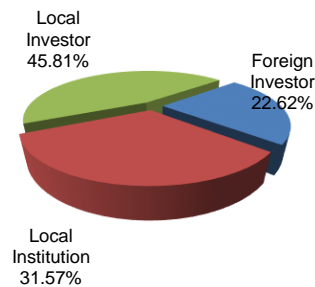
Single Stock Futures



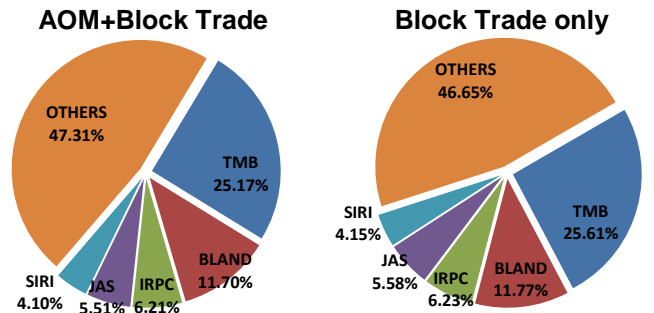
INVESTOR BREAKDOWN

Unit : Contracts

	Trading Volume		
	Long	Short	Net
Foreign Investor	2,407,997	2,279,113	128,884
Local Institution	3,179,863	3,362,943	(183,080)
Local Investor	4,773,818	4,719,622	#####



Top 5 Single Stock Futures



For more information:
www.TFEX.co.th