

## PRICE MOVEMENT

The SET50 Index increase 33.17 points, or about 3.83% from the previous month closing at 899.34 points.

The SET Index declined 51.05 points, or about 4.01% from the previous month closing at 1,325.33 points.

For precious metals, LBMA Gold A.M. and Silver Fixing for the end of February 2014 were at \$1,327.75 and \$21.27, respectively. The Brent Index was at \$108.95 and the USD/THB was at 32.5767.

The average daily trading value for SET was 27,008 mil baht. A decrease of 13.09% from the previous month.

## TRADING STATISTICS

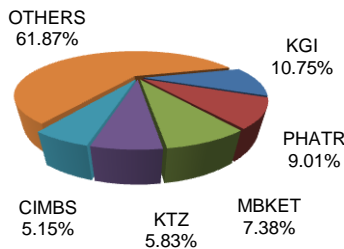
Unit : Contracts

Contract	Daily average volume		Open Interest (as of Feb 28, 2014)	YTD Volume
	Feb 2014	Feb 2013		
<b>Futures</b>	<b>43,592</b>	<b>67,615</b>	<b>447,807</b>	<b>2,005,013</b>
SET50	15,058	20,337	45,168	793,171
Precious Metals	6,676	16,648	14,833	241,379
Gold	6,676	16,629	14,827	241,374
Silver	0	19	6	5
Single Stock	21,228	29,130	381,276	943,315
Brent Crude Oil	109	351	195	4,439
USD	521	1,149	6,335	22,709
<b>Options</b>	<b>154</b>	<b>161</b>	<b>4,183</b>	<b>7,373</b>
SET50	154	161	4,183	7,373
<b>TOTAL</b>	<b>43,746</b>	<b>67,777</b>	<b>451,990</b>	<b>2,012,386</b>

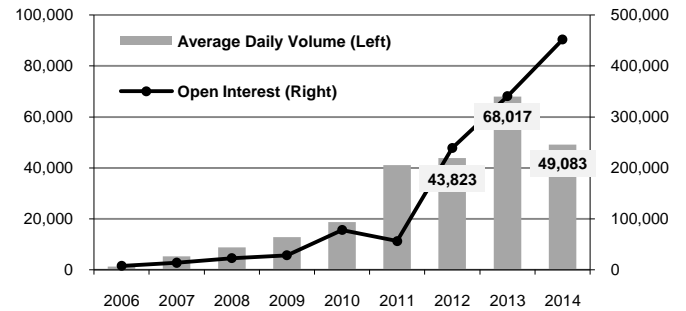
## BROKER RANKING

Unit : Contracts

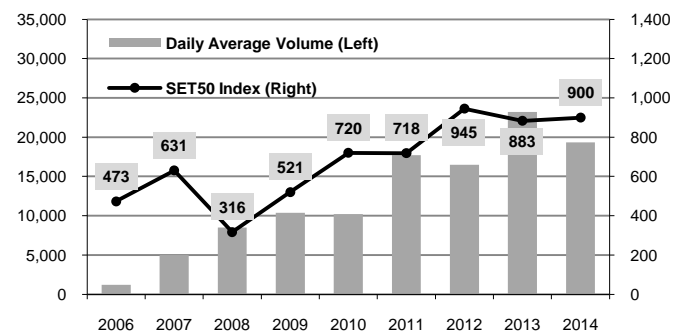
Rank	Broker	Volume	Percent
1	KGI	178,754	10.75%
2	PHATR	149,823	9.01%
3	MAYBANK KIMENG	122,670	7.38%
4	KT ZMICO	96,966	5.83%
5	CIMBS	85,662	5.15%
Top 5 total		633,875	38.12%



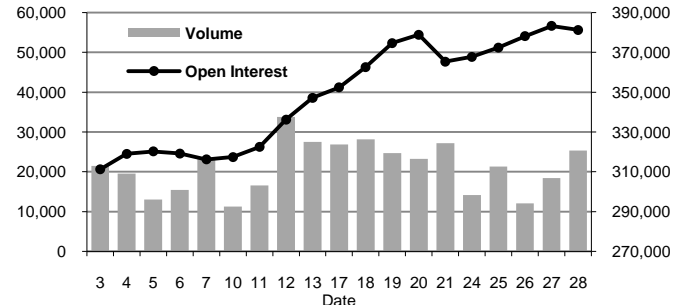
Total Market Average Daily Volume (as of Feb 28, 2014) and Open Interest (Contracts)



SET50 Futures Daily Average Volume and SET50 Index (as of Feb 28, 2014)



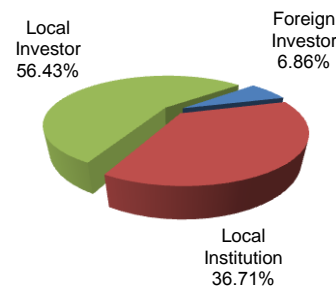
Single Stock Futures Volume and Open Interest (Feb 2014)



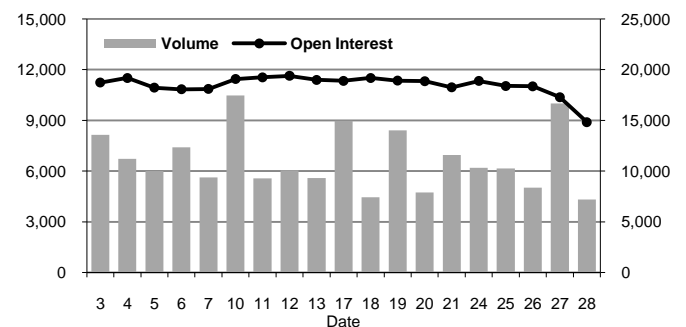
## INVESTOR BREAKDOWN

Unit : Contracts

	Trading Volume		
	Long	Short	Net
Foreign Investor	57,239	56,714	525
Local Institution	273,503	336,796	(63,293)
Local Investor	500,424	437,656	62,768



Gold Futures Volume and Open Interest (Feb 2014)



For more information:  
[www.TFEX.co.th](http://www.TFEX.co.th)