

PRICE MOVEMENT

The SET50 Index closed at 1,042.80 points, a decrease of 7.49 points, or about 0.71% from the previous month.

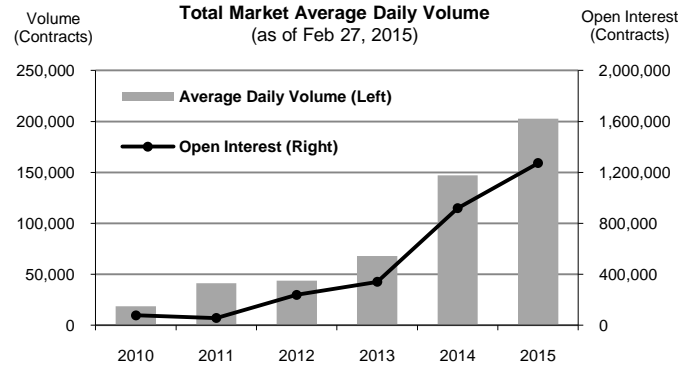
The SET Index closed at 1,587.01 points, an increase 5.76 points, or about 0.36% from the previous month.

For precious metals, LBMA Gold A.M. for the end of month was at \$1,205.00. The Brent Index was at \$61.14.

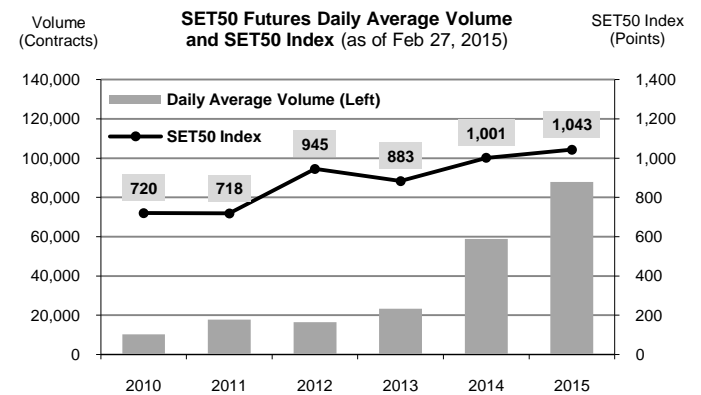
TRADING STATISTICS

Unit : Contracts

Contract	Daily average volume		Open Interest (as of Feb 27, 2015)	YTD Volume
	Feb 2015	Feb 2014		
Futures	221,101	43,592	1,256,395	8,080,560
SET50	82,099	15,058	224,187	3,512,061
Gold	5,998	6,676	16,224	249,720
Single Stock	132,252	21,228	1,004,857	4,264,232
Brent Oil	174	109	351	6,369
USD	578	521	10,776	48,178
Options	950	154	16,668	32,385
SET50	950	154	16,668	32,385
TOTAL	222,051	43,746	1,273,063	8,112,945



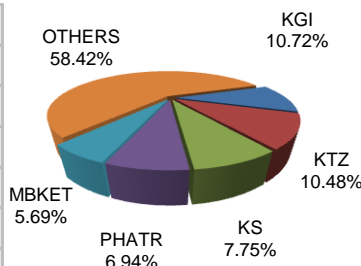
TRADING STATISTICS



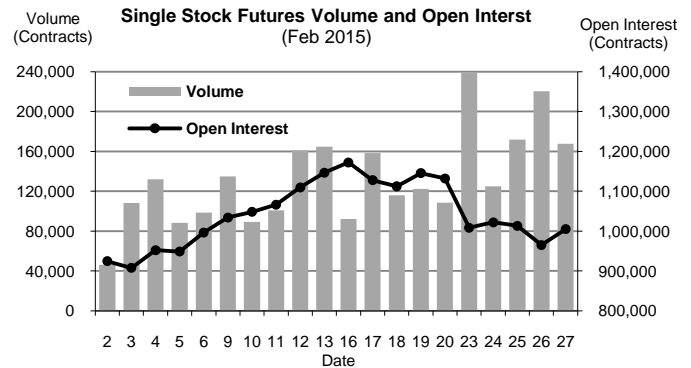
BROKER RANKING

Unit : Contracts

Rank	Broker	Volume	Percent
1	KGI	952,401	10.72%
2	KTZ	930,821	10.48%
3	KS	688,159	7.75%
4	PHATR	616,467	6.94%
5	MBKET	505,122	5.69%
Top 5 total		3,692,970	41.58%



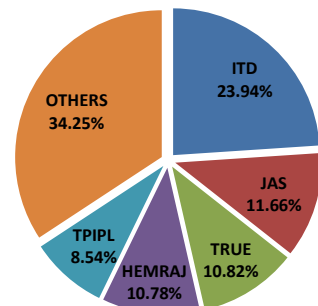
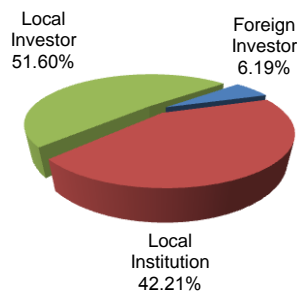
Single Stock Futures



INVESTOR BREAKDOWN

Unit : Contracts

	Trading Volume		
	Long	Short	Net
Foreign Investor	270,244	279,491	(9,247)
Local Institution	1,822,579	1,926,399	(103,820)
Local Investor	2,348,202	2,235,135	113,067



For more information:
www.TFEX.co.th