

PRICE MOVEMENT

The SET50 Index closed at 1,205.57 points, an increase of 19.41 points, or about 1.64% from the previous month.

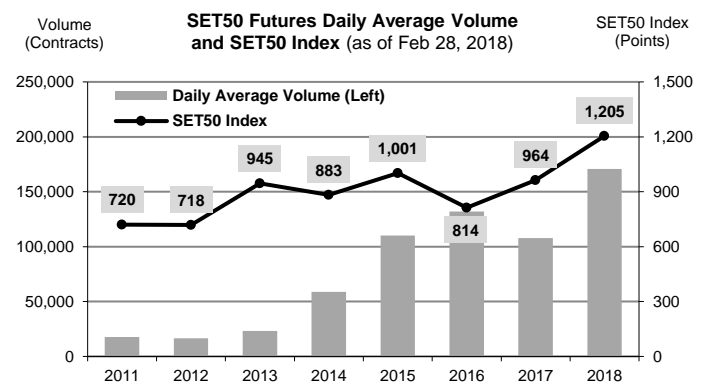
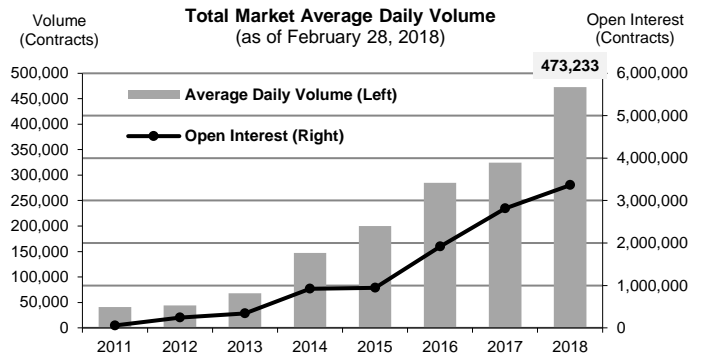
The SET Index closed at 1,830.13 points, an increase of 3.27 points, or about 0.18% from the previous month.

The LBMA Gold Price AM for the end of month was at \$1,320.30 an increase of \$25.05 or 1.89% from the previous month.

TRADING STATISTICS

Unit : Contracts

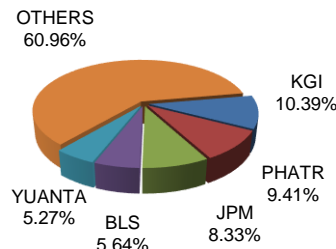
Contract	Daily average volume		Open Interest (as of Feb 28, 2018)	YTD Volume
	Feb 2018	Feb 2017		
Futures	425,934	272,019	3,282,030	19,092,609
SET50	161,956	97,896	350,543	6,996,215
Gold	19,894	11,228	61,920	725,051
Gold-D	748	0	661	30,170
Single Stock	241,001	162,246	2,838,836	11,218,121
USD	2,301	637	29,563	122,170
RSS3D	33	12	507	882
Options	7,665	2,239	81,314	309,958
SET50	7,665	2,239	81,314	309,958
TOTAL	433,599	274,258	3,363,344	19,402,567



BROKER RANKING

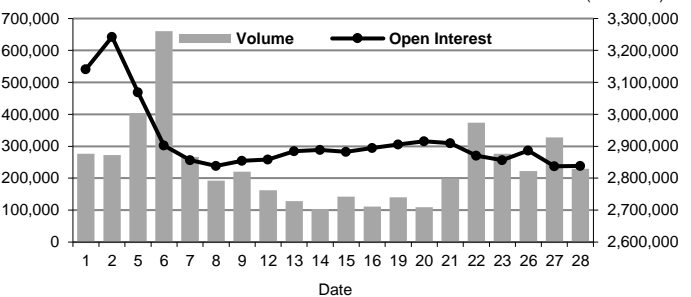
Unit : Contracts

Rank	Broker	Volume	Percent
1	KGI	1,802,412	10.39%
2	PHATR	1,631,981	9.41%
3	JPM	1,444,337	8.33%
4	BLS	978,318	5.64%
5	YUANTA	913,688	5.27%
Top 5 total		6,770,736	39.04%



Single Stock Futures

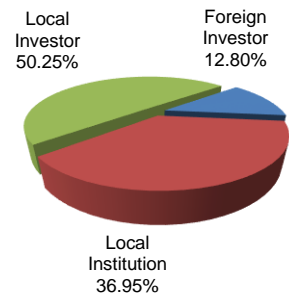
Single Stock Futures Volume and Open Interest (Feb 2018)



INVESTOR BREAKDOWN

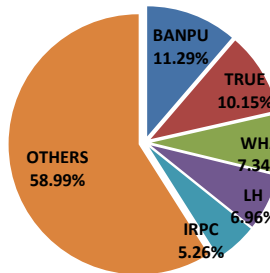
Unit : Contracts

	Trading Volume		
	Long	Short	Net
Foreign Investor	1,132,797	1,086,629	46,168
Local Institution	3,271,153	3,137,888	133,265
Local Investor	4,268,032	4,447,465	(179,433)

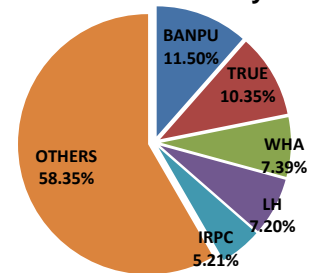


Top 5 Single Stock Futures

AOM+Block Trade



Block Trade only



For more information:
www.TFEX.co.th