

## PRICE MOVEMENT

The SET50 Index closed at 1,099.30 points, an increase of 2.80 points, or about 0.26% from the previous month.

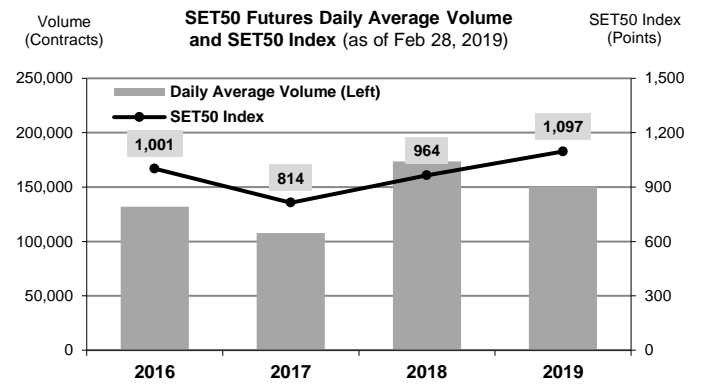
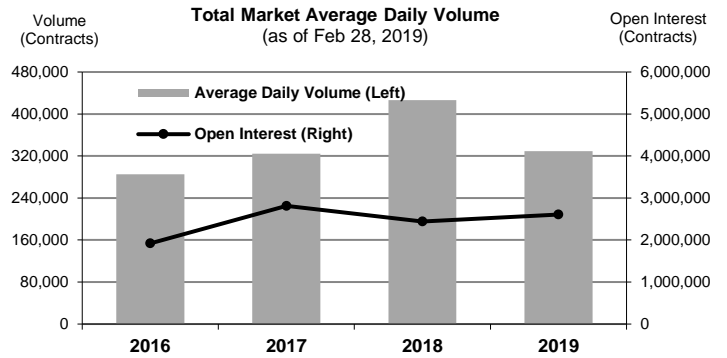
The SET Index closed at 1,653.48 points, an increase of 11.75 points, or about 0.72% from the previous month.

The LBMA Gold Price AM for the end of month was at \$1325.45 an increase of \$2.95 or 0.22% from the previous month.

## TRADING STATISTICS

Unit : Contracts

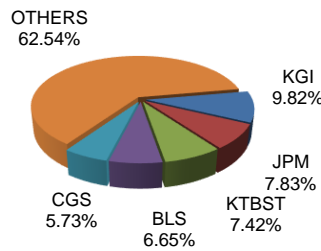
Contract	Daily average volume		Open Interest (as of Feb 28, 2019)	YTD Volume
	Feb 2019	Feb 2018		
<b>Futures</b>	<b>304,466</b>	<b>425,934</b>	<b>2,552,303</b>	<b>13,313,908</b>
SET50	137,465	161,956	271,533	6,158,111
Gold	13,036	19,894	26,600	456,954
Gold Online	6,181	0	7,422	199,625
Single Stock	144,253	241,001	2,220,370	6,367,358
USD	3,280	2,301	26,301	122,436
RSS3D	215	33	56	8,145
<b>Options</b>	<b>4,410</b>	<b>7,665</b>	<b>56,835</b>	<b>178,414</b>
SET50	4,410	7,665	56,835	178,414
<b>TOTAL</b>	<b>308,876</b>	<b>433,599</b>	<b>2,609,138</b>	<b>13,492,322</b>



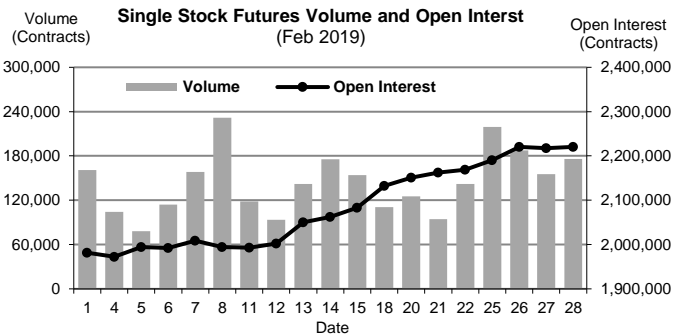
## BROKER RANKING

Unit : Contracts

Rank	Broker	Volume	Percent
1	KGI	1,153,109	9.82%
2	JPM	919,057	7.83%
3	KTBST	871,004	7.42%
4	BLS	780,736	6.65%
5	CGS	673,125	5.73%
Top 5 total		4,397,031	37.45%



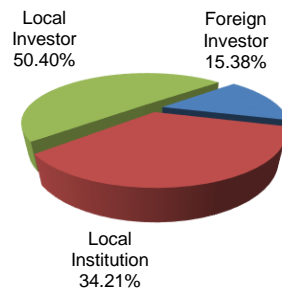
## Single Stock Futures



## INVESTOR BREAKDOWN

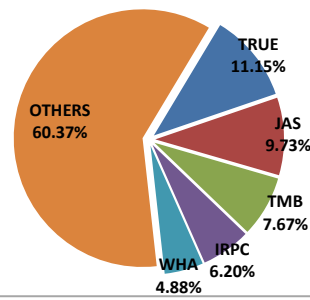
Unit : Contracts

	Trading Volume		
	Long	Short	Net
Foreign Investor	875,336	930,332	(54,996)
Local Institution	1,922,681	2,092,815	(170,134)
Local Investor	3,070,630	2,845,500	225,130

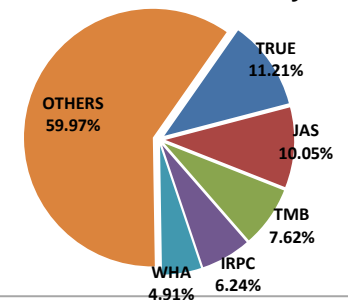


## Top 5 Single Stock Futures

### AOM+Block Trade



### Block Trade only



For more information:  
www.TFEX.co.th