

## PRICE MOVEMENT

The SET50 Index closed at 826.21 points, an increase of 12.66 points, or about 1.56% from the previous month.

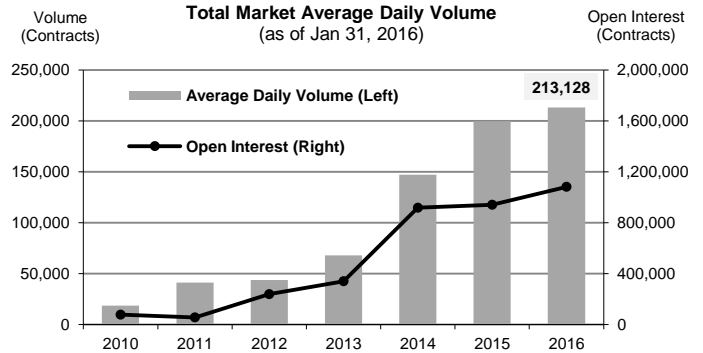
The SET Index closed at 1,300.98 points, an increase of 12.96 points, or about 1.01% from the previous month.

For precious metals, LBMA Gold Price AM for the end of month was at \$1,112.90. The Brent Index was at \$34.09.

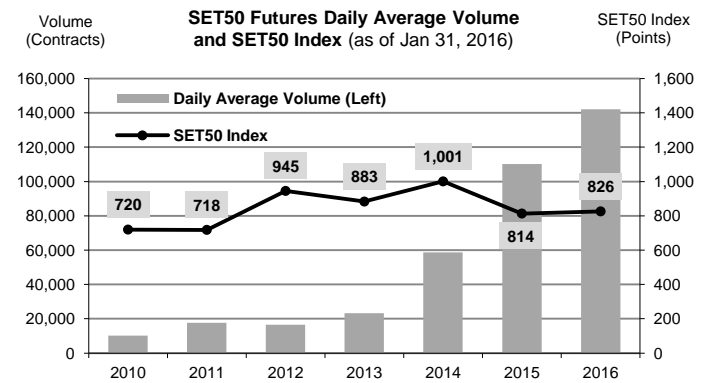
## TRADING STATISTICS

Unit : Contracts

Contract	Daily average volume		Open Interest (as of Jan 31, 2016)	YTD Volume
	Jan 2016	Jan 2015		
<b>Futures</b>	<b>211,765</b>	<b>182,927</b>	<b>1,066,915</b>	<b>4,235,306</b>
SET50	142,083	93,504	281,785	2,841,658
Gold	8,628	6,488	19,595	172,568
Single Stock	59,497	80,960	740,589	1,189,943
Brent Oil	141	145	391	2,817
USD	1,416	1,831	24,555	28,320
<b>Options</b>	<b>1,363</b>	<b>669</b>	<b>15,903</b>	<b>27,250</b>
SET50	1,363	669	15,903	27,250
<b>TOTAL</b>	<b>213,128</b>	<b>183,596</b>	<b>1,082,818</b>	<b>4,262,556</b>



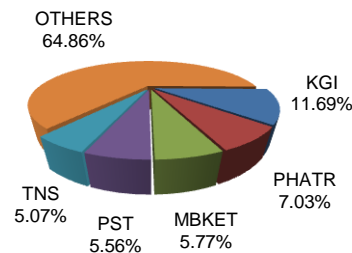
## TRADING STATISTICS



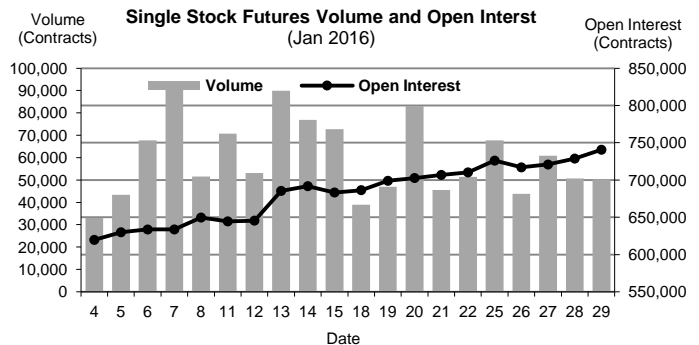
## BROKER RANKING

Unit : Contracts

Rank	Broker	Volume	Percent
1	KGI	996,870	11.69%
2	PHATR	599,584	7.03%
3	MBKET	492,104	5.77%
4	PST	474,323	5.56%
5	TNS	432,444	5.07%
Top 5 total		2,995,325	35.12%



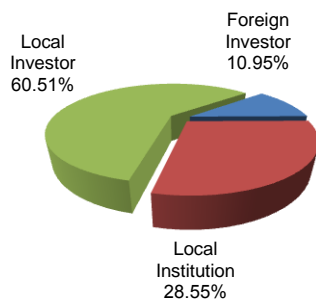
## Single Stock Futures



## INVESTOR BREAKDOWN

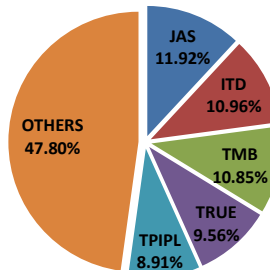
Unit : Contracts

	Trading Volume		
	Long	Short	Net
Foreign Investor	505,009	428,208	76,801
Local Institution	1,133,970	1,299,588	(165,618)
Local Investor	2,623,577	2,534,760	88,817

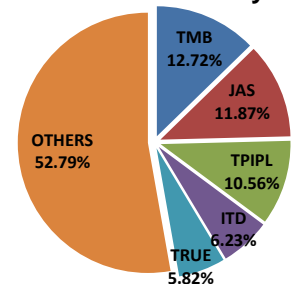


## Top 5 Single Stock Futures

### AOM+Block Trade



### Block Trade only



For more information:  
[www.TFEX.co.th](http://www.TFEX.co.th)