

PRICE MOVEMENT

The SET50 Index closed at 1,186.16 points, an increase of 51.02 points, or about 4.49% from the previous month.

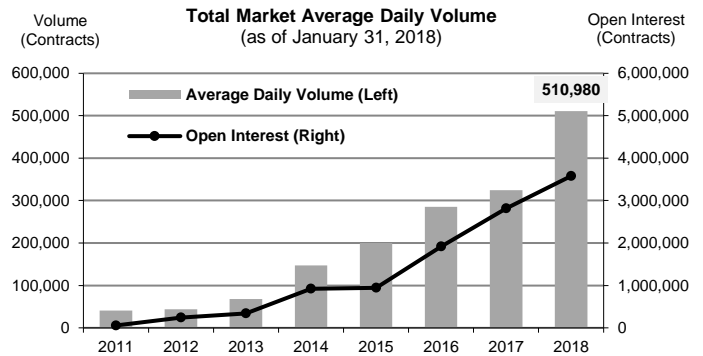
The SET Index closed at 1,826.86 points, an increase of 73.15 points, or about 4.317 from the previous month.

The LBMA Gold Price AM for the end of month was at \$1,343.35 an increase of \$46.85 or 3.61% from the previous month.

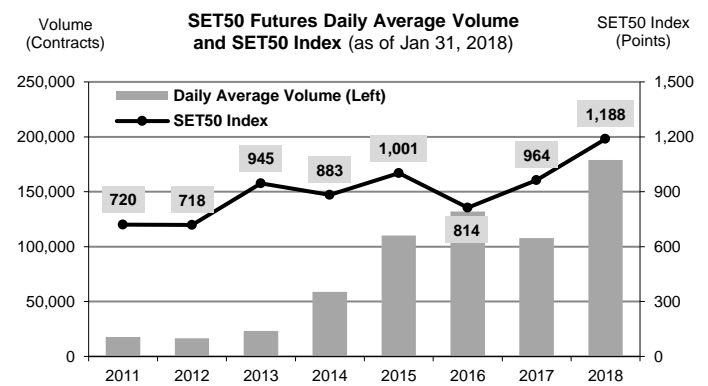
TRADING STATISTICS

Unit : Contracts

| Contract | Daily average volume | | Open Interest (as of Jan 31, 2018) | YTD Volume |
|----------------|----------------------|----------------|---------------------------------------|-------------------|
| | Jan 2018 | Jan 2017 | | |
| Futures | 503,520 | 309,136 | 3,501,925 | 10,573,924 |
| SET50 | 178,909 | 83,719 | 346,907 | 3,757,092 |
| Gold | 15,579 | 8,516 | 73,707 | 327,166 |
| Gold-D | 724 | 0 | 784 | 15,213 |
| Single Stock | 304,671 | 216,192 | 3,053,073 | 6,398,097 |
| USD | 3,626 | 704 | 26,915 | 76,142 |
| RSS3D | 10 | 5 | 539 | 214 |
| Options | 7,460 | 2,064 | 77,270 | 156,661 |
| SET50 | 7,460 | 2,064 | 77,270 | 156,661 |
| TOTAL | 510,980 | 311,200 | 3,579,195 | 10,730,585 |



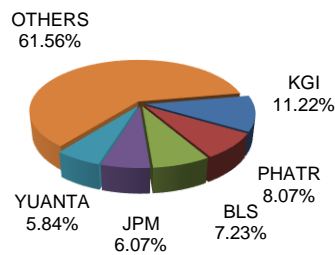
TRADING STATISTICS



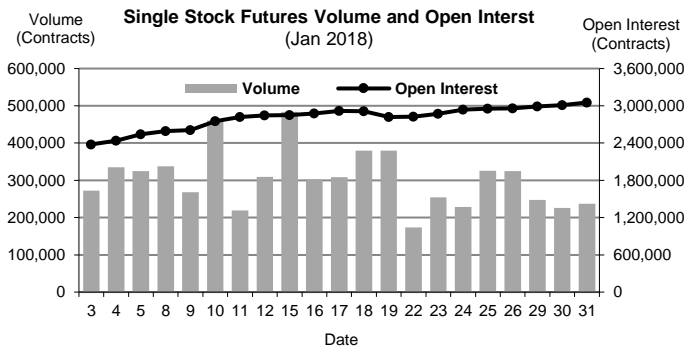
BROKER RANKING

Unit : Contracts

| Rank | Broker | Volume | Percent |
|-------------|--------|-----------|---------|
| 1 | KGI | 2,408,178 | 11.22% |
| 2 | PHATR | 1,732,472 | 8.07% |
| 3 | BLS | 1,552,231 | 7.23% |
| 4 | JPM | 1,303,669 | 6.07% |
| 5 | YUANTA | 1,253,332 | 5.84% |
| Top 5 total | | 8,249,882 | 38.43% |



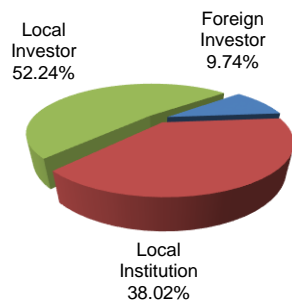
Single Stock Futures



INVESTOR BREAKDOWN

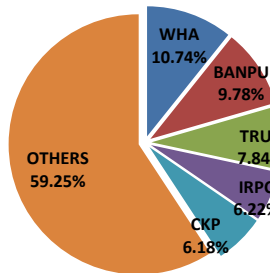
Unit : Contracts

| | Trading Volume | | |
|-------------------|----------------|-----------|-----------|
| | Long | Short | Net |
| Foreign Investor | 930,222 | 1,159,696 | (229,474) |
| Local Institution | 3,939,245 | 4,220,834 | (281,589) |
| Local Investor | 5,861,118 | 5,350,055 | 511,063 |

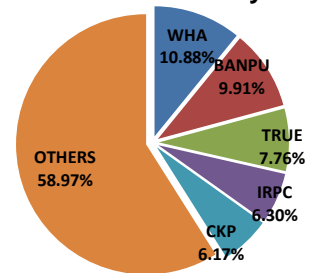


Top 5 Single Stock Futures

AOM+Block Trade



Block Trade only



For more information:
www.TFEX.co.th