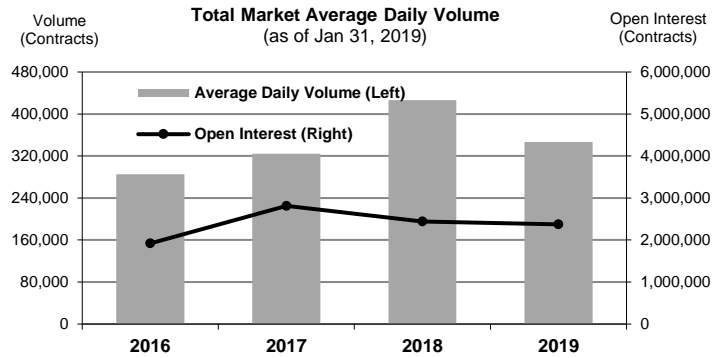


PRICE MOVEMENT

The SET50 Index closed at 1,096.50 points, an increase of 51.58 points, or about 4.94% from the previous month.

The SET Index closed at 1,641.73 points, an increase of 77.85 points, or about 4.98% from the previous month.

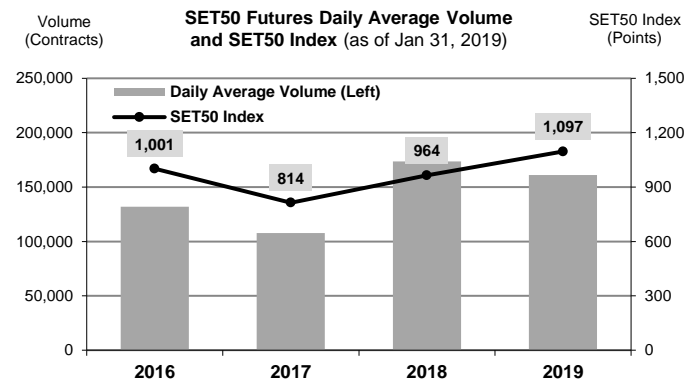
The LBMA Gold Price AM for the end of month was at \$1322.50 an increase of \$40.85 or 3.19% from the previous month.



TRADING STATISTICS

Unit : Contracts

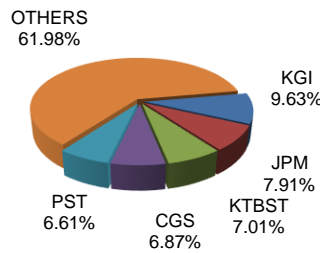
Contract	Daily average volume		Open Interest (as of Jan 31, 2019)	YTD Volume
	Jan 2019	Jan 2018		
Futures	342,229	503,520	2,327,379	7,529,045
SET50	161,194	178,909	253,175	3,546,273
Gold	9,512	15,579	34,677	209,270
Gold Online	3,736	0	4,492	82,186
Single Stock	164,843	304,671	2,010,413	3,626,547
USD	2,733	3,626	24,544	60,115
RSS3D	184	10	64	4,057
Options	4,301	7,460	44,287	94,630
SET50	4,301	7,460	44,287	94,630
TOTAL	346,531	510,980	2,371,666	7,623,675



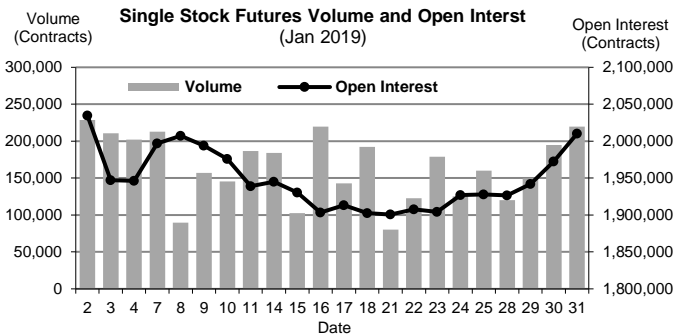
BROKER RANKING

Unit : Contracts

Rank	Broker	Volume	Percent
1	KGI	1,467,999	9.63%
2	JPM	1,206,507	7.91%
3	KTBST	1,068,627	7.01%
4	CGS	1,046,940	6.87%
5	PST	1,007,681	6.61%
Top 5 total		5,797,754	38.03%



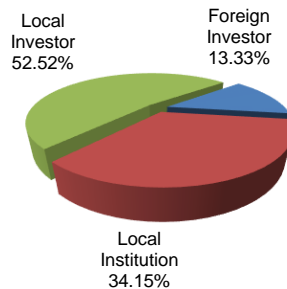
Single Stock Futures



INVESTOR BREAKDOWN

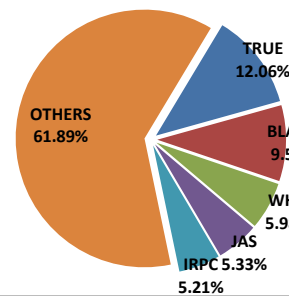
Unit : Contracts

	Trading Volume		
	Long	Short	Net
Foreign Investor	1,067,384	965,340	102,044
Local Institution	2,653,391	2,553,048	100,343
Local Investor	3,902,900	4,105,287	(202,387)

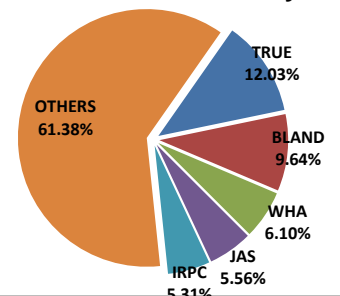


Top 5 Single Stock Futures

AOM+Block Trade



Block Trade only



For more information:
www.TFEX.co.th