

PRICE MOVEMENT

The SET50 Index closed at 950.42 points, a decrease of 38.79 points, or about 3.92% from the previous month.

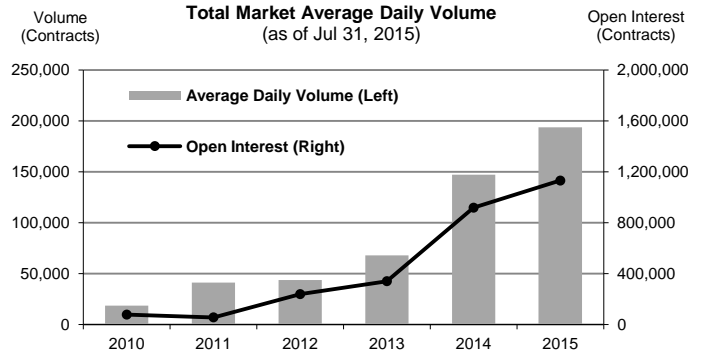
The SET Index closed at 1,440.12 points, a decrease 64.43 points, or about 4.28% from the previous month.

For precious metals, LBMA Gold A.M. for the end of month was at \$1,080.05. The Brent Index was at \$53.52.

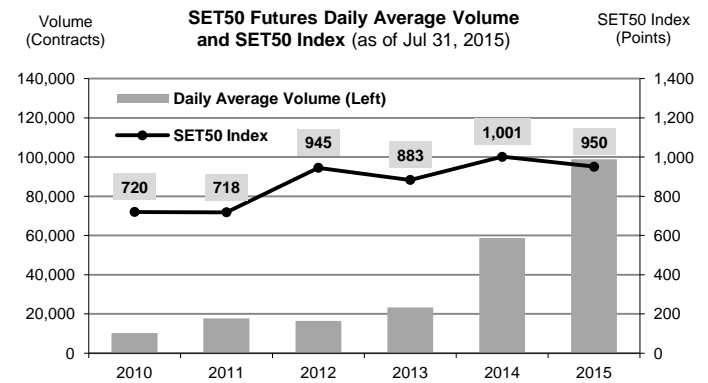
TRADING STATISTICS

Unit : Contracts

Contract	Daily average volume		Open Interest (as of Jul 31, 2015)	YTD Volume
	Jul 2015	Jul 2014		
Futures	196,796	195,165	1,115,869	26,766,378
SET50	95,613	60,005	317,724	13,750,873
Gold	5,020	6,889	21,862	757,717
Single Stock	95,303	127,623	768,151	12,086,902
Brent Oil	59	184	352	15,134
USD	800	464	7,780	155,752
Options	1,600	328	15,294	159,491
SET50	1,600	328	15,294	159,491
TOTAL	198,396	195,493	1,131,163	26,925,869



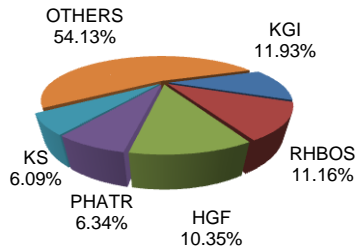
TRADING STATISTICS



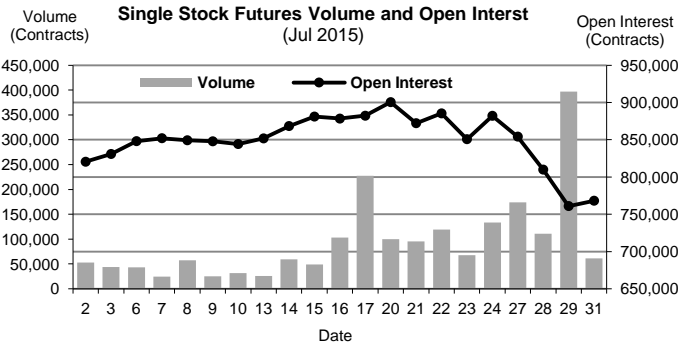
BROKER RANKING

Unit : Contracts

Rank	Broker	Volume	Percent
1	KGI	994,494	11.93%
2	RHBOS	930,153	11.16%
3	HGF	862,298	10.35%
4	PHATR	528,243	6.34%
5	KS	507,114	6.09%
Top 5 total		3,822,302	45.87%



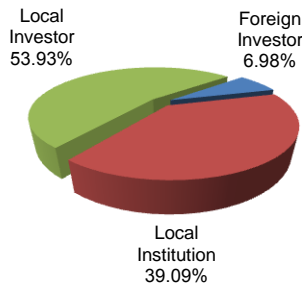
Single Stock Futures



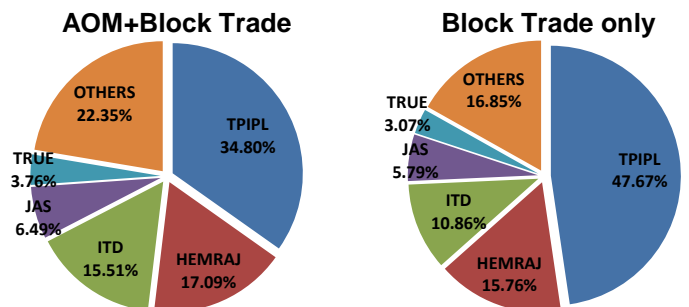
INVESTOR BREAKDOWN

Unit : Contracts

	Trading Volume		
	Long	Short	Net
Foreign Investor	279,894	301,630	(21,736)
Local Institution	1,672,692	1,584,870	87,822
Local Investor	2,213,732	2,279,818	(66,086)



Top 5 Single Stock Futures



For more information:
www.TFEX.co.th