

PRICE MOVEMENT

The SET50 Index closed at 1,130.92 points, a decrease of 19.93 points, or about 1.73% from the previous month.

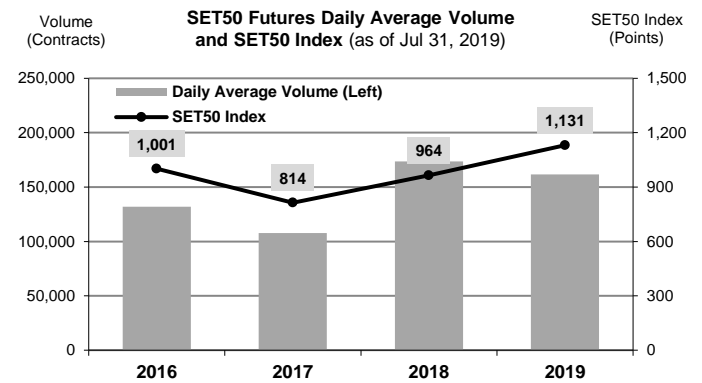
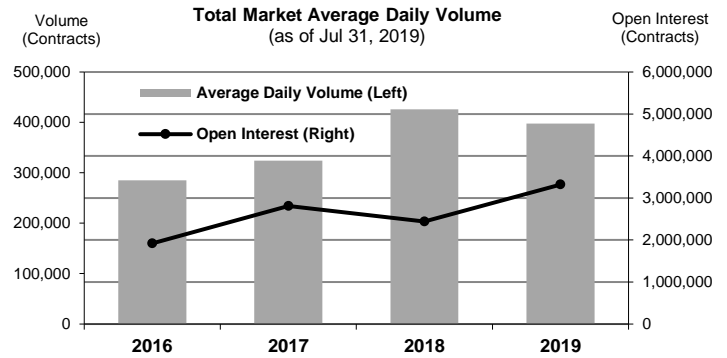
The SET Index closed at 1,699.75 points, a decrease of 30.59 points, or about 1.77% from the previous month.

The LBMA Gold Price AM for the end of month was at \$1430.55 an increase of \$17.35 or 1.23% from the previous month.

TRADING STATISTICS

Unit : Contracts

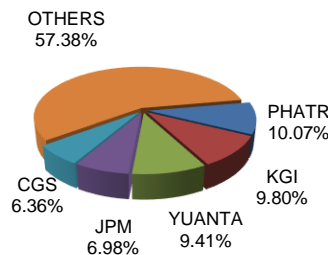
Contract	Daily average volume		Open Interest (as of Jul 31, 2019)	YTD Volume
	Jul 2019	Jul 2018		
Futures	503,686	370,721	3,257,163	55,245,019
SET50	145,787	174,539	374,652	22,780,399
Gold	17,959	17,322	36,926	2,174,202
Gold Online	20,114	0	20,877	1,652,244
Single Stock	316,259	175,684	2,793,231	28,154,640
USD	3,110	2,675	31,409	436,268
RSS3D	241	210	52	29,376
Options	5,849	3,911	62,824	836,556
SET50	5,849	3,911	62,824	836,556
TOTAL	509,535	374,632	3,319,987	56,081,575



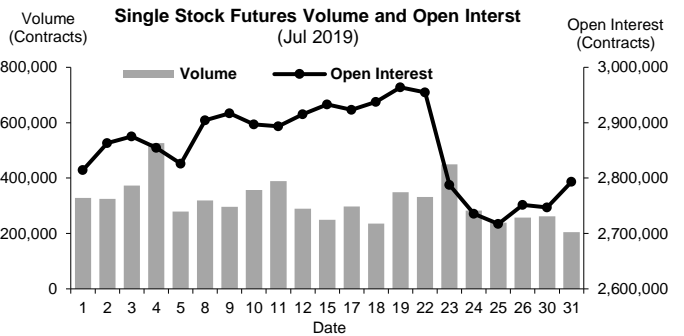
BROKER RANKING

Unit : Contracts

Rank	Broker	Volume	Percent
1	PHATR	2,155,906	10.07%
2	KGI	2,096,225	9.80%
3	YUANTA	2,014,332	9.41%
4	JPM	1,492,738	6.98%
5	CGS	1,361,301	6.36%
Top 5 total		9,120,502	42.62%



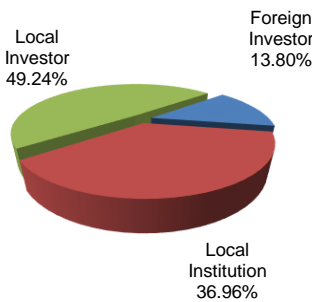
Single Stock Futures



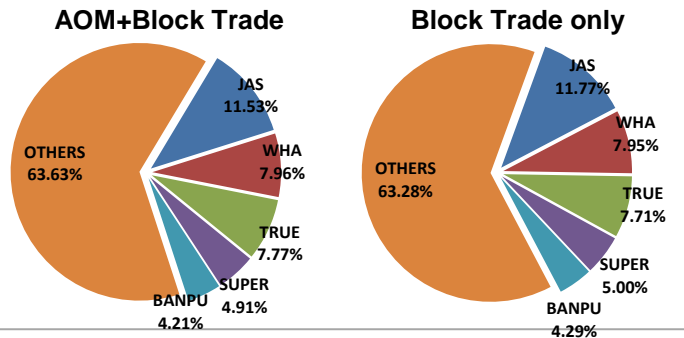
INVESTOR BREAKDOWN

Unit : Contracts

	Trading Volume		
	Long	Short	Net
Foreign Investor	1,441,605	1,511,835	(70,230)
Local Institution	3,987,383	3,922,965	64,418
Local Investor	5,271,244	5,265,432	5,812



Top 5 Single Stock Futures



For more information:
www.TFEX.co.th