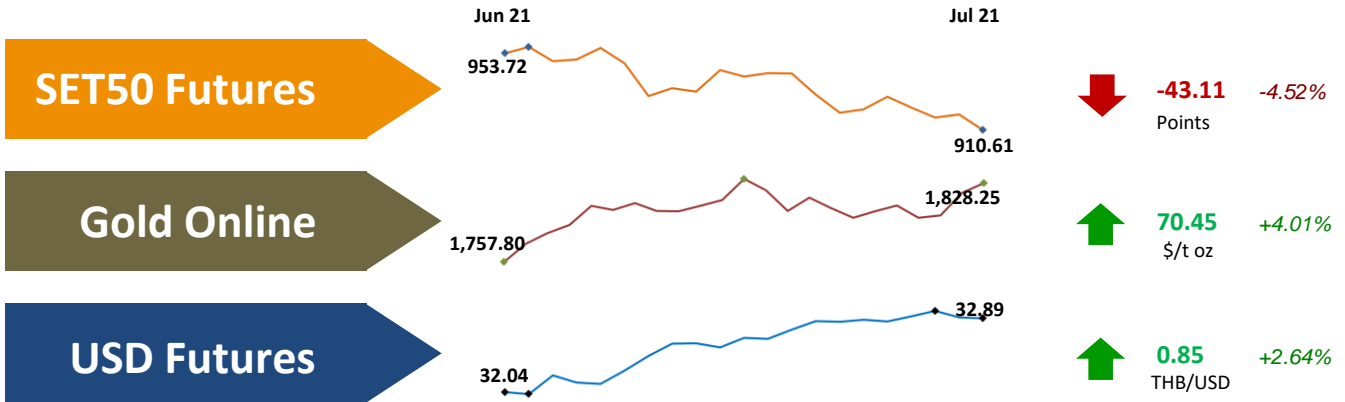
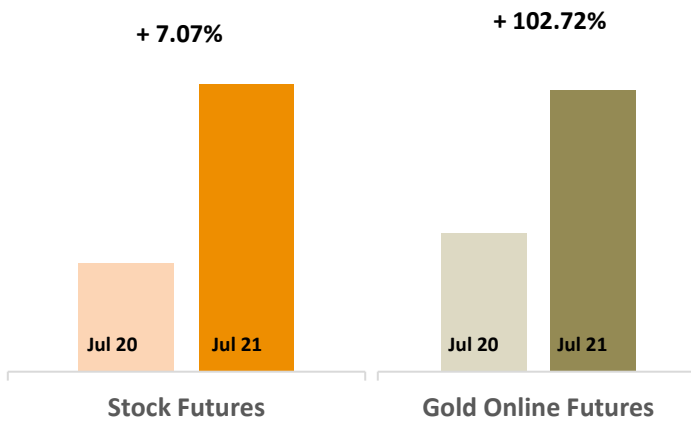


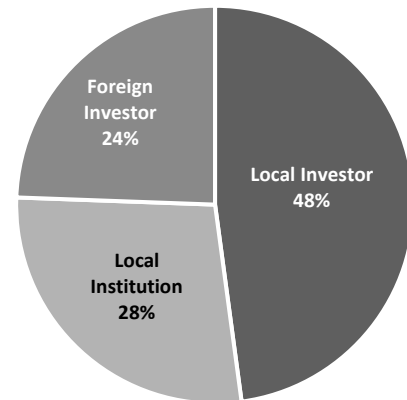
Price Movements



Trading Volume Highlights



Volume by Investor Type July 2021



Products	July		Change	January to July		Change
	2020	2021		2020	2021	
Equity						
SET50 Index Futures	3,368,225	3,376,759	+ 0.25%	32,630,209	27,470,522	- 15.81%
Stock Futures	3,396,616	3,636,911	+ 7.07%	28,148,203	38,129,035	+ 35.46%
SET50 Index Options	96,571	110,465	+ 14.39%	822,510	860,252	+ 4.59%
Metals						
Gold Futures	195,651	119,827	- 38.75%	1,634,085	925,997	- 43.33%
Gold Online Futures	497,978	1,009,493	+ 102.72%	4,566,468	5,643,042	+ 23.58%
Gold-D Futures	57	21	- 63.16%	2,055	494	- 75.96%
Silver Online Futures	-	12,261	-	0	114,561	-
Japanese Rubber Futures	-	1,220	-	0	10,164	-
Others						
RSS3D Futures	104	0	- 100.00%	16,681	150	- 99.10%
USD Futures	391,592	194,372	- 50.36%	1,430,238	1,680,821	+ 17.52%
Total Volume	7,946,794	8,461,329	+ 6.47%	69,250,449	74,835,038	+ 8.06%



For more information:
www.TFEX.co.th