

## PRICE MOVEMENT

The SET50 Index closed at 989.21 points, an increase of 3.84 points, or about 0.39% from the previous month.

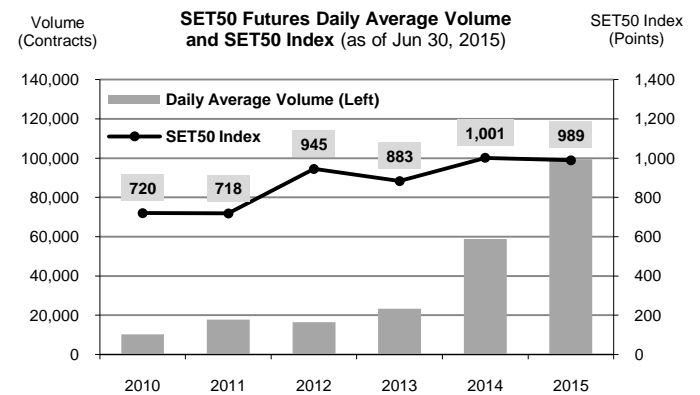
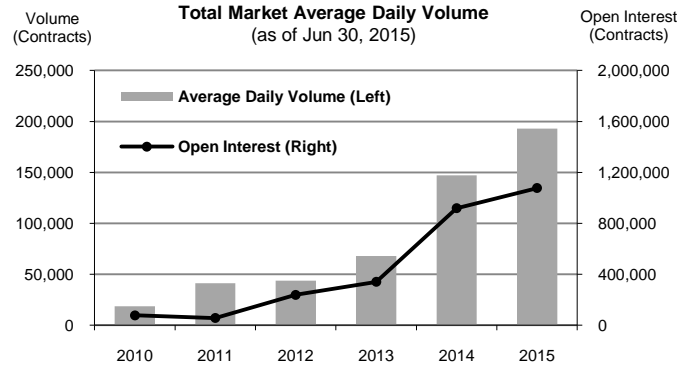
The SET Index closed at 1,504.55 points, an increase 8.50 points, or about 0.57% from the previous month.

For precious metals, LBMA Gold A.M. for the end of month was at \$1,175.00. The Brent Index was at \$61.18.

## TRADING STATISTICS

Unit : Contracts

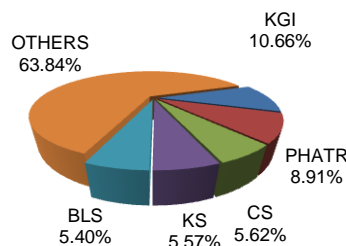
Contract	Daily average volume		Open Interest (as of Jun 30, 2015)	YTD Volume
	Jun 2015	Jun 2014		
<b>Futures</b>	<b>199,767</b>	<b>200,123</b>	<b>1,070,630</b>	<b>22,633,663</b>
SET50	125,612	86,120	234,907	11,742,991
Gold	5,086	6,037	17,344	652,292
Single Stock	68,349	107,214	812,961	10,085,536
Brent Oil	75	170	355	13,890
USD	645	582	5,063	138,954
<b>Options</b>	<b>1,431</b>	<b>379</b>	<b>6,416</b>	<b>125,888</b>
SET50	1,431	379	6,416	125,888
<b>TOTAL</b>	<b>201,198</b>	<b>200,502</b>	<b>1,077,046</b>	<b>22,759,551</b>



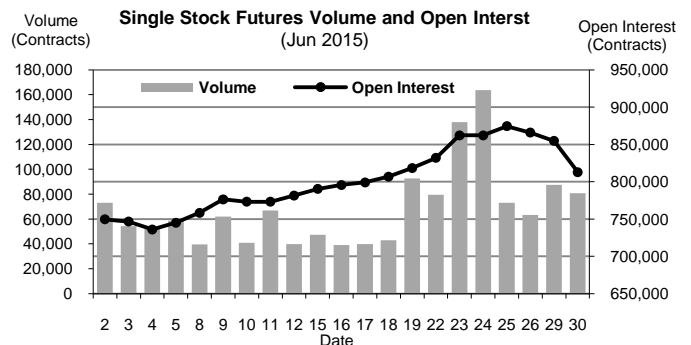
## BROKER RANKING

Unit : Contracts

Rank	Broker	Volume	Percent
1	KGI	900,696	10.66%
2	PHATR	752,746	8.91%
3	CS	474,773	5.62%
4	KS	471,066	5.57%
5	BLS	456,137	5.40%
Top 5 total		3,055,418	36.16%



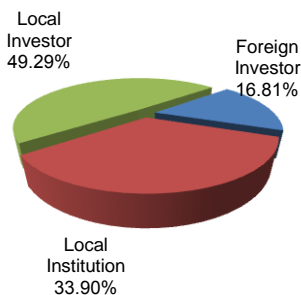
## Single Stock Futures



## INVESTOR BREAKDOWN

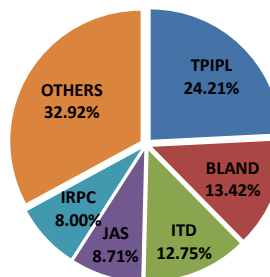
Unit : Contracts

	Trading Volume		
	Long	Short	Net
Foreign Investor	710,994	709,466	1,528
Local Institution	1,359,756	1,504,871	(145,115)
Local Investor	2,154,413	2,010,826	143,587

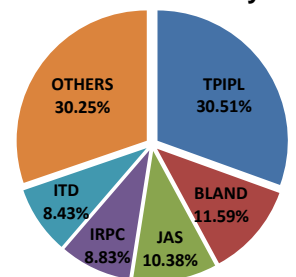


## Top 5 Single Stock Futures

### AOM+Block Trade



### Block Trade only



For more information:  
[www.TFEX.co.th](http://www.TFEX.co.th)