

## PRICE MOVEMENT

The SET50 Index closed at 910.56 points, a decrease of 0.55 points, or about -0.06% from the previous month.

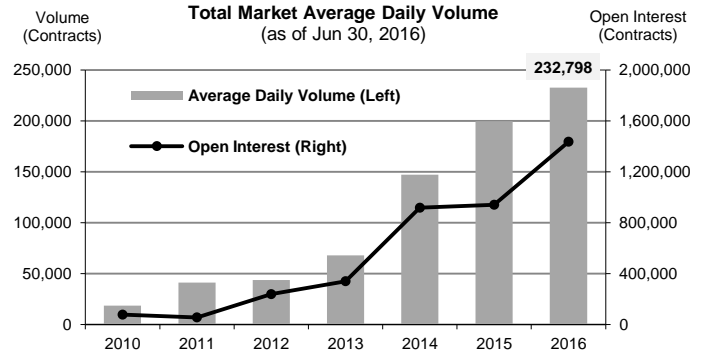
The SET Index closed at 1,444.99 points, an increase of 20.71 points, or about 1.45% from the previous month.

The LBMA Gold Price AM for the end of month was at \$1,317.00 an increase of \$106.50 or 8.80% from the previous month.

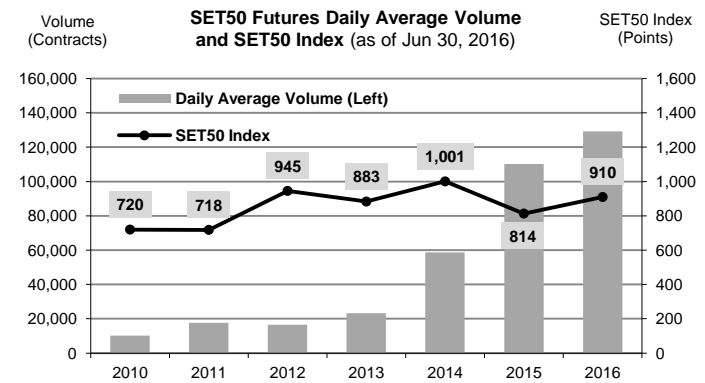
## TRADING STATISTICS

Unit : Contracts

Contract	Daily average volume		Open Interest (as of Jun 30, 2016)	YTD Volume
	Jun 2016	Jun 2015		
<b>Futures</b>	<b>312,578</b>	<b>199,767</b>	<b>1,430,063</b>	<b>27,774,349</b>
SET50	141,179	125,612	243,856	15,517,207
Gold	13,854	5,086	18,641	1,522,902
Single Stock	156,854	68,349	1,160,441	10,627,349
Brent Oil	105	75	235	16,514
USD	584	645	6,863	90,250
RSS3	3	N/A	27	127
<b>Options</b>	<b>1,990</b>	<b>1,431</b>	<b>6,670</b>	<b>161,400</b>
SET50	1,990	1,431	6,670	161,400
<b>TOTAL</b>	<b>314,567</b>	<b>201,198</b>	<b>1,436,733</b>	<b>27,935,749</b>



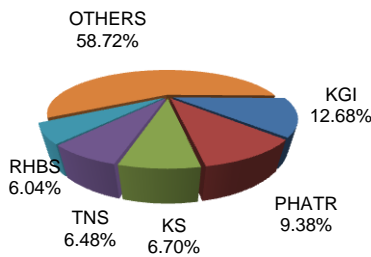
## TRADING STATISTICS



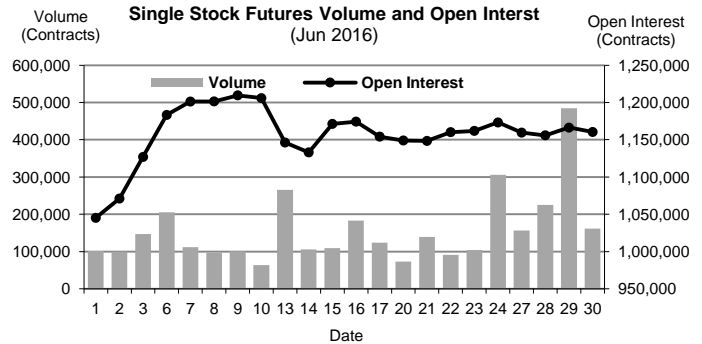
## BROKER RANKING

Unit : Contracts

Rank	Broker	Volume	Percent
1	KGI	1,754,607	12.68%
2	PHATR	1,297,789	9.38%
3	KS	927,370	6.70%
4	TNS	897,286	6.48%
5	RHBS	836,092	6.04%
Top 5 total		5,713,144	41.28%



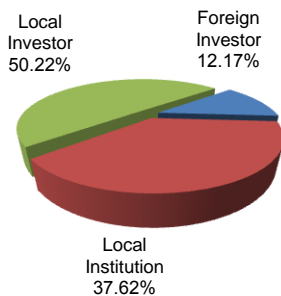
## Single Stock Futures



## INVESTOR BREAKDOWN

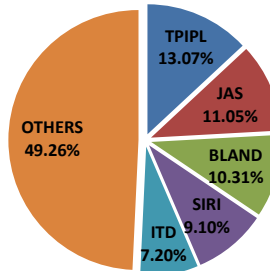
Unit : Contracts

	Trading Volume		
	Long	Short	Net
Foreign Investor	848,571	835,198	13,373
Local Institution	2,531,942	2,674,548	(142,606)
Local Investor	3,539,968	3,410,735	129,233

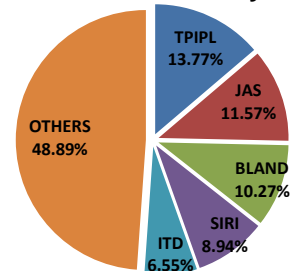


## Top 5 Single Stock Futures

### AOM+Block Trade



### Block Trade only



For more information:  
[www.TFEX.co.th](http://www.TFEX.co.th)