

## PRICE MOVEMENT

The SET50 Index closed at 1,051.63 points, an decrease of 83.13 points, or about 7.33% from the previous month.

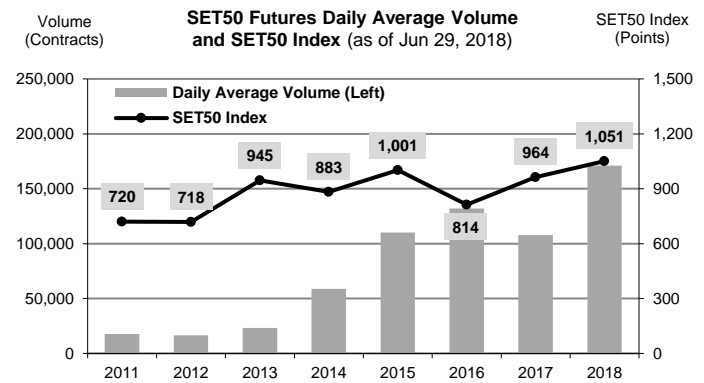
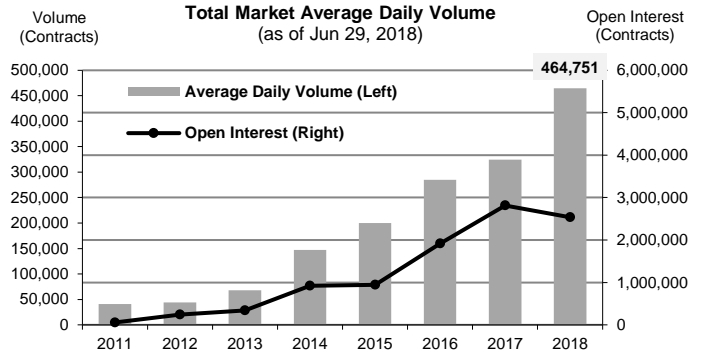
The SET Index closed at 1,595.58 points, a decrease of 131.39 points, or about 7.61% from the previous month.

The LBMA Gold Price AM for the end of month was at \$1,250.56 a decrease of \$52.45 or -4.03% from the previous month.

## TRADING STATISTICS

Unit : Contracts

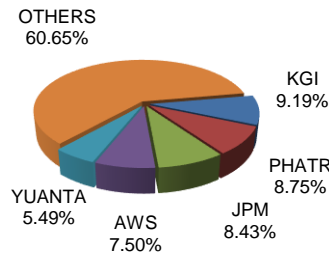
Contract	Daily average volume		Open Interest (as of Jun 29, 2018)	YTD Volume
	June 2018	June 2017		
<b>Futures</b>	<b>550,093</b>	<b>300,686</b>	<b>2,515,533</b>	<b>55,972,599</b>
SET50	207,742	101,655	289,688	20,870,338
Gold	19,873	18,034	47,404	2,319,197
Gold-D	537	0	1,242	89,243
Single Stock	317,828	179,539	2,153,249	32,368,147
USD	3,918	1,358	23,881	315,781
RSS3D	195	101	69	9,893
<b>Options</b>	<b>6,912</b>	<b>3,433</b>	<b>21,100</b>	<b>726,963</b>
SET50	6,912	3,433	21,100	726,963
<b>TOTAL</b>	<b>557,004</b>	<b>304,119</b>	<b>2,536,633</b>	<b>56,699,562</b>



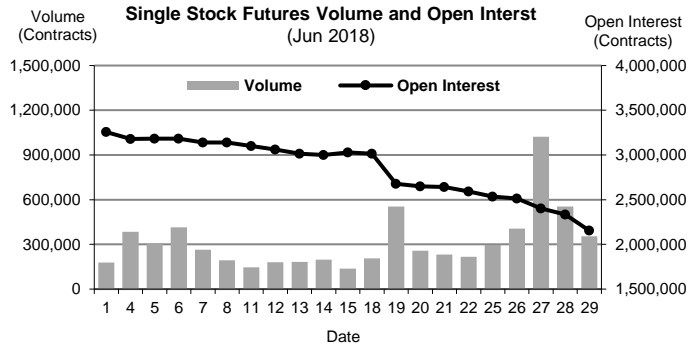
## BROKER RANKING

Unit : Contracts

Rank	Broker	Volume	Percent
1	KGI	2,149,873	9.19%
2	PHATR	2,045,975	8.75%
3	JPM	1,971,195	8.43%
4	AWS	1,754,437	7.50%
5	YUANTA	1,283,601	5.49%
Top 5 total		9,205,081	39.36%



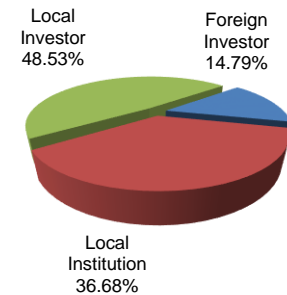
## Single Stock Futures



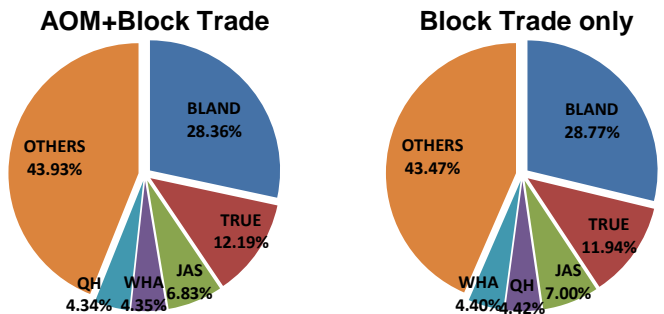
## INVESTOR BREAKDOWN

Unit : Contracts

	Trading Volume		
	Long	Short	Net
Foreign Investor	1,809,142	1,651,787	157,355
Local Institution	4,701,198	3,879,676	821,522
Local Investor	5,186,752	6,165,629	(978,877)



## Top 5 Single Stock Futures



For more information:  
www.TFEX.co.th