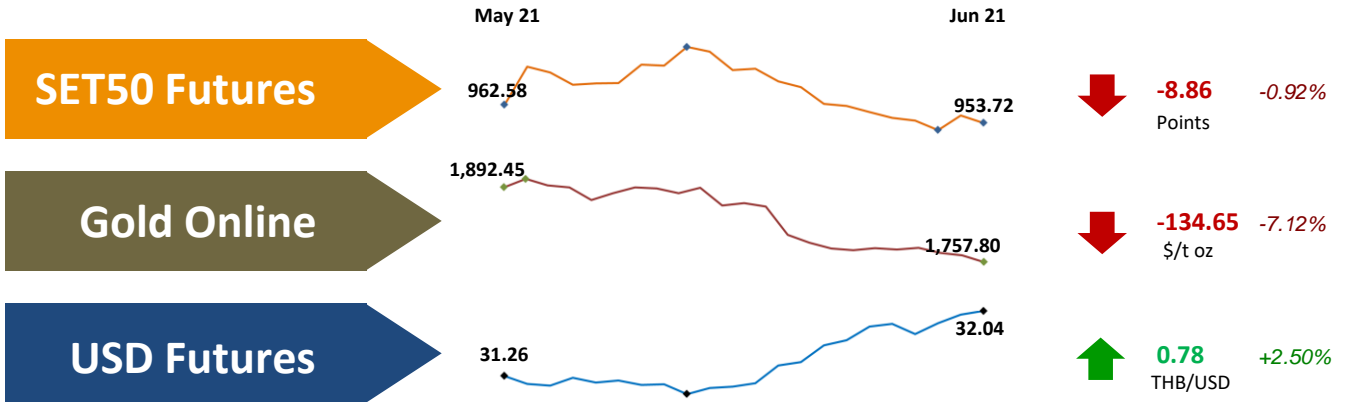
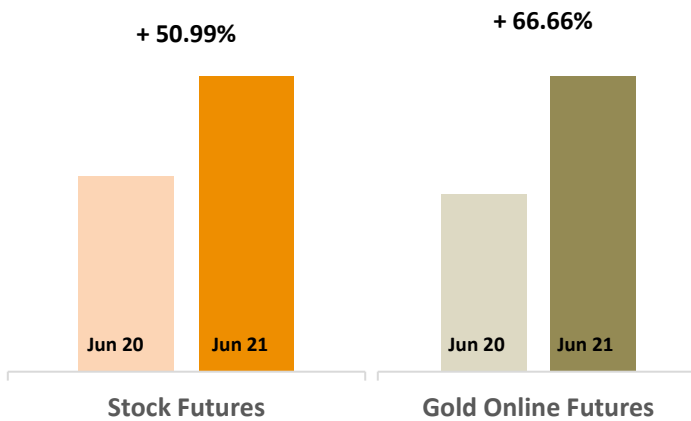


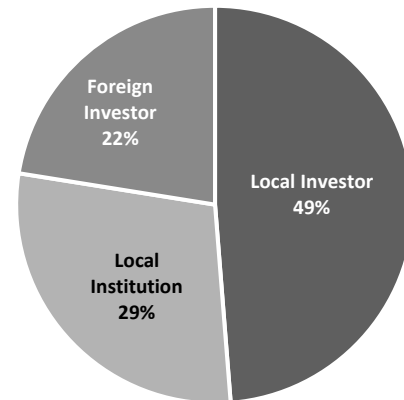
Price Movements



Trading Volume Highlights



Volume by Investor Type June 2021



Products	June		Change	January to June		Change
	2020	2021		2020	2021	
Equity						
SET50 Index Futures	4,252,141	4,242,763	- 0.22%	29,261,984	24,093,763	- 17.66%
Stock Futures	5,259,916	7,942,080	+ 50.99%	24,751,587	34,492,124	+ 39.35%
SET50 Index Options	119,508	110,395	- 7.63%	725,939	749,787	+ 3.29%
Metals						
Gold Futures	132,983	113,659	- 14.53%	1,438,434	806,170	- 43.96%
Gold Online Futures	528,990	881,593	+ 66.66%	4,068,490	4,633,549	+ 13.89%
Gold-D Futures	29	118	+ 306.90%	1,998	473	- 76.33%
Silver Online Futures	-	13,756	-	0	102,300	-
Japanese Rubber Futures	-	1,777	-	0	8,944	-
Others						
RSS3D Futures	654	-	#VALUE!	16,577	150	- 99.10%
USD Futures	168,898	188,529	+ 11.62%	1,038,646	1,486,449	+ 43.11%
Total Volume	10,463,119	13,494,670	+ 28.97%	61,303,655	66,373,709	+ 8.27%



For more information:
www.TFEX.co.th