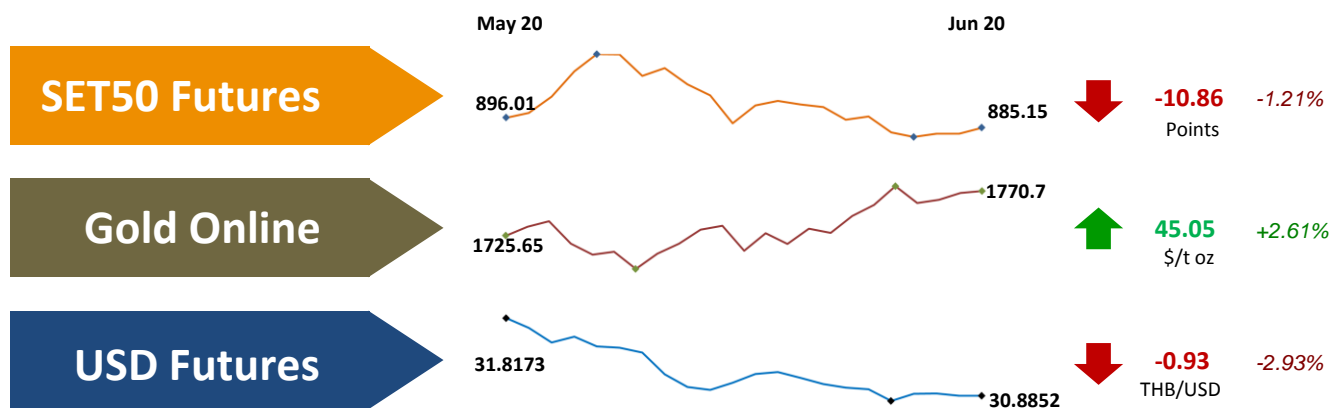


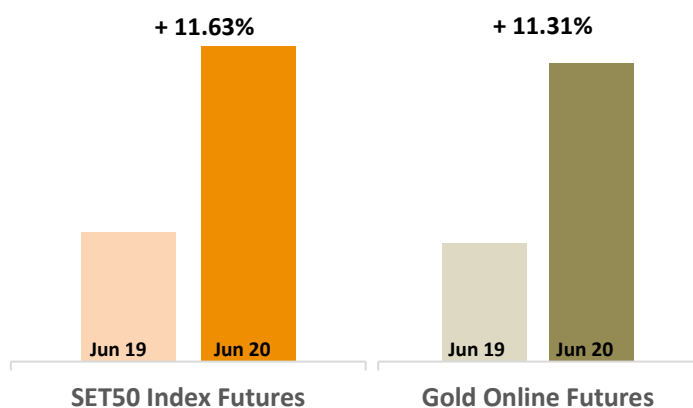
## TFEX Volume Highlights

- Gold Online Futures Year-to-Date Volume reach 4 million contracts, a 230% growth YoY.

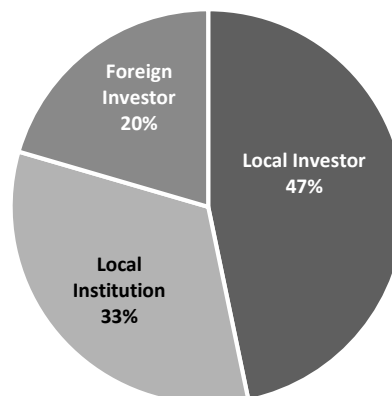
Price Movements



## Trading Volume Highlights



## Volume by Investor Type June 2020



		June		Change	January to June		Change
Products		2019	2020		2019	2020	
Equity	SET50 Index Futures	3,809,259	4,252,141	+ 11.63%	19,718,875	29,261,984	+ 48.40%
	Stock Futures	6,163,346	5,259,916	- 14.66%	21,513,192	24,751,587	+ 15.05%
	SET50 Index Options	191,112	119,508	- 37.47%	713,726	725,939	+ 1.71%
Metals	Gold Futures	474,349	132,983	- 71.97%	1,797,060	1,438,434	- 19.96%
	Gold Online Futures	475,248	528,990	+ 11.31%	1,229,860	4,068,490	+ 230.81%
	Gold-D Futures	6,099	29	- 99.52%	13,341	1,998	- 85.02%
Others	RSS3D Futures	4,084	654	- 83.99%	24,322	16,577	- 31.84%
	USD Futures	98,805	168,898	+ 70.94%	370,967	1,038,646	+ 179.98%
	<b>Total Volume</b>	<b>11,222,302</b>	<b>10,463,119</b>	<b>- 6.76%</b>	<b>45,381,343</b>	<b>61,303,655</b>	<b>+ 35.09%</b>

*unit: contracts*



For more information:  
[www.TFEX.co.th](http://www.TFEX.co.th)