

PRICE MOVEMENT

The SET50 Index closed at 997.66 points, a decrease of 45.14 points, or about 4.33% from the previous month.

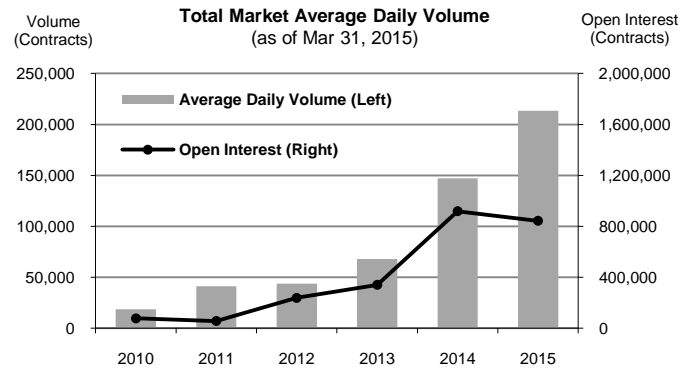
The SET Index closed at 1,505.94 points, a decrease 81.07 points, or about 5.11% from the previous month.

For precious metals, LBMA Gold A.M. for the end of month was at \$1,179.25. The Brent Index was at \$55.60.

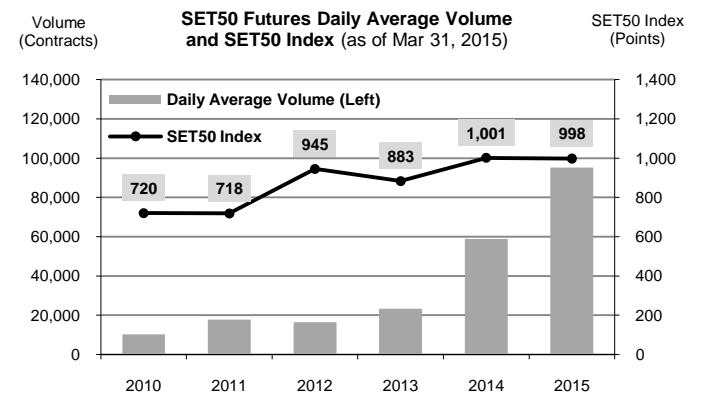
TRADING STATISTICS

Unit : Contracts

Contract	Daily average volume		Open Interest (as of Mar 31, 2015)	YTD Volume
	Mar 2015	Mar 2014		
Futures	232,452	70,454	838,374	12,962,058
SET50	109,095	17,234	192,174	5,803,046
Gold	4,737	6,630	18,774	349,202
Single Stock	117,334	45,849	619,338	6,728,256
Brent Oil	119	157	550	8,875
USD	1,167	584	7,538	72,679
Options	1,232	278	5,080	58,256
SET50	1,232	278	5,080	58,256
TOTAL	233,684	70,732	843,454	13,020,314



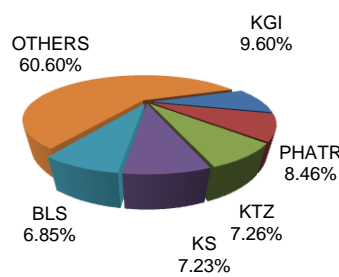
TRADING STATISTICS



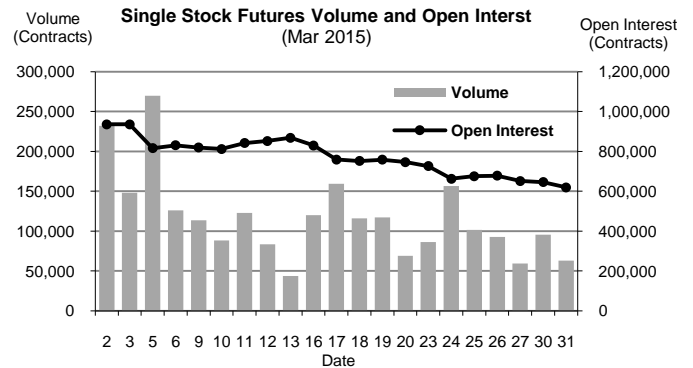
BROKER RANKING

Unit : Contracts

Rank	Broker	Volume	Percent
1	KGI	942,556	9.60%
2	PHATR	830,630	8.46%
3	KTZ	712,863	7.26%
4	KS	709,364	7.23%
5	BLS	672,052	6.85%
Top 5 total		3,867,465	39.40%



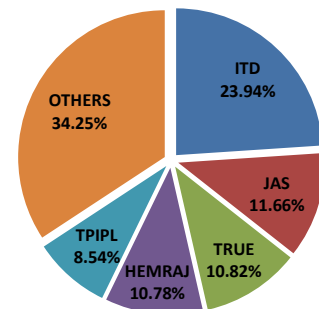
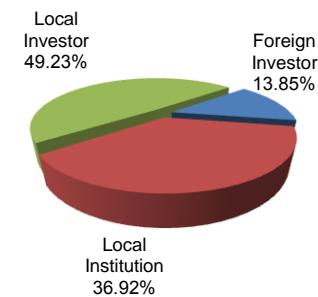
Single Stock Futures



INVESTOR BREAKDOWN

Unit : Contracts

	Trading Volume		
	Long	Short	Net
Foreign Investor	665,184	694,270	(29,086)
Local Institution	1,995,357	1,628,534	366,823
Local Investor	2,246,828	2,584,565	(337,737)



For more information:
www.TFEX.co.th