

PRICE MOVEMENT

The SET50 Index closed at 1,171.79 points, an decrease of 33.78 points, or about 2.80% from the previous month.

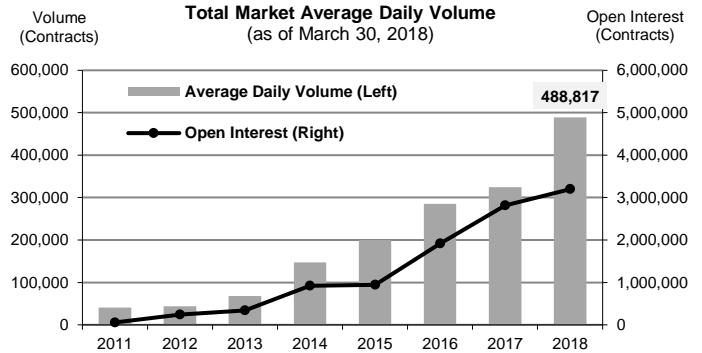
The SET Index closed at 1,776.26 points, a decrease of 53.87 points, or about 2.94% from the previous month.

The LBMA Gold Price AM for the end of month was at \$1,320.90 an increase of \$0.60 or 0.05% from the previous month.

TRADING STATISTICS

Unit : Contracts

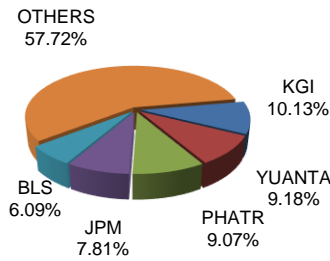
Contract	Daily average volume		Open Interest (as of Mar 30, 2018)	YTD Volume
	Mar 2018	Mar 2017		
Futures	513,949	318,598	3,170,960	29,885,539
SET50	185,916	117,935	304,205	10,900,444
Gold	17,543	9,698	53,035	1,093,460
Gold-D	603	0	461	42,823
Single Stock	308,212	189,654	2,788,921	17,690,564
USD	1,669	1,307	23,903	157,226
RSS3D	7	5	435	1,022
Options	5,293	2,958	26,632	421,105
SET50	5,293	2,958	26,632	421,105
TOTAL	519,242	321,556	3,197,592	30,306,644



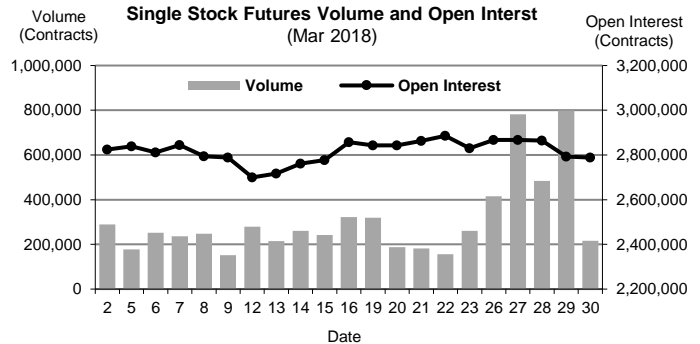
BROKER RANKING

Unit : Contracts

Rank	Broker	Volume	Percent
1	KGI	2,462,790	10.13%
2	YUANTA	2,231,237	9.18%
3	PHATR	2,204,967	9.07%
4	JPM	1,899,672	7.81%
5	BLS	1,481,452	6.09%
Top 5 total		10,280,118	42.28%



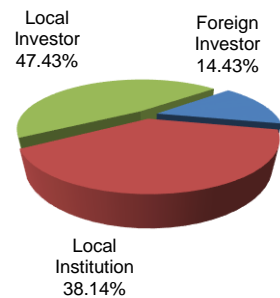
Single Stock Futures



INVESTOR BREAKDOWN

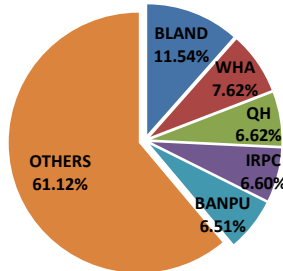
Unit : Contracts

	Trading Volume		
	Long	Short	Net
Foreign Investor	1,606,081	1,541,806	64,275
Local Institution	4,116,547	4,200,750	(84,203)
Local Investor	5,181,449	5,161,521	19,928

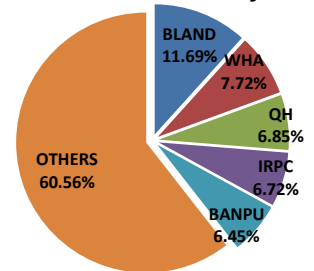


Top 5 Single Stock Futures

AOM+Block Trade



Block Trade only



For more information:
www.TFEX.co.th