

PRICE MOVEMENT

The SET50 Index closed at 1,090.94 points, a decrease of 8.36 points, or about 0.76% from the previous month.

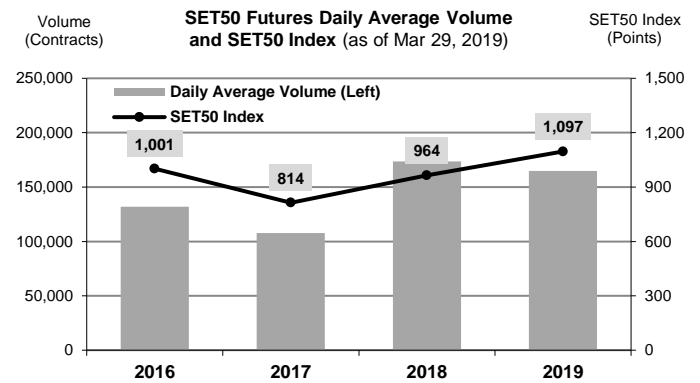
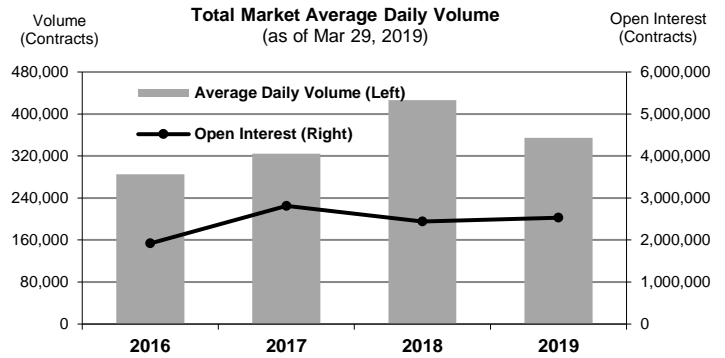
The SET Index closed at 1,638.65 points, a decrease of 14.83 points, or about 0.90% from the previous month.

The LBMA Gold Price AM for the end of month was at \$1291.15 a decrease of \$34.30 or 2.59% from the previous month.

TRADING STATISTICS

Unit : Contracts

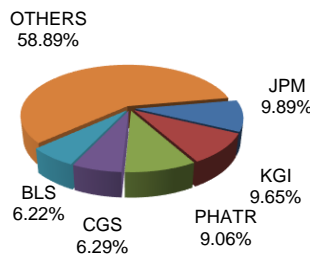
Contract	Daily average volume		Open Interest (as of Mar 29, 2019)	YTD Volume
	Mar 2019	Mar 2018		
Futures	399,857	513,949	2,507,937	21,710,903
SET50	193,827	185,916	274,202	10,228,473
Gold	13,314	17,543	37,825	736,549
Gold Online	8,114	0	10,213	370,017
Single Stock	180,786	308,212	2,162,099	10,163,862
USD	3,600	1,669	23,510	198,039
RSS3D	191	7	48	12,159
Options	4,957	5,293	24,542	282,520
SET50	4,957	5,293	24,542	282,520
TOTAL	404,814	519,242	2,532,479	21,993,423



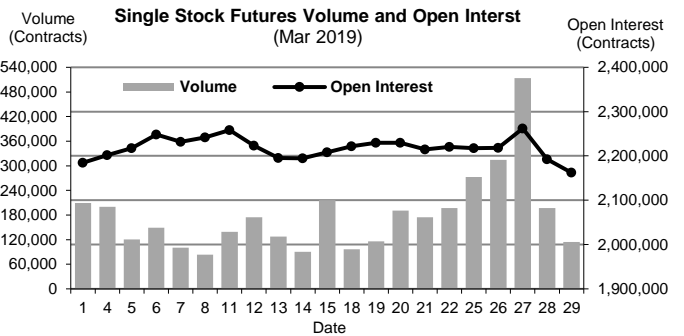
BROKER RANKING

Unit : Contracts

Rank	Broker	Volume	Percent
1	JPM	1,681,253	9.89%
2	KGI	1,640,576	9.65%
3	PHATR	1,540,519	9.06%
4	CGS	1,069,822	6.29%
5	BLS	1,057,166	6.22%
Top 5 total		6,989,336	41.11%



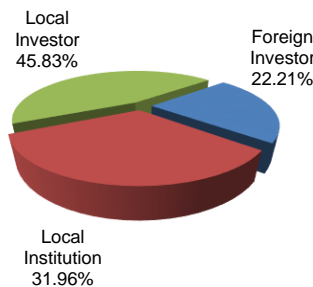
Single Stock Futures



INVESTOR BREAKDOWN

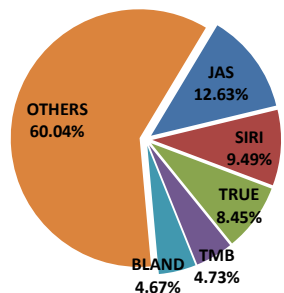
Unit : Contracts

	Trading Volume		
	Long	Short	Net
Foreign Investor	1,855,368	1,920,485	(65,117)
Local Institution	2,713,778	2,719,917	(6,139)
Local Investor	3,931,955	3,860,699	71,256

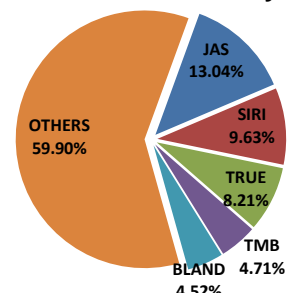


Top 5 Single Stock Futures

AOM+Block Trade



Block Trade only



For more information:
www.TFEX.co.th