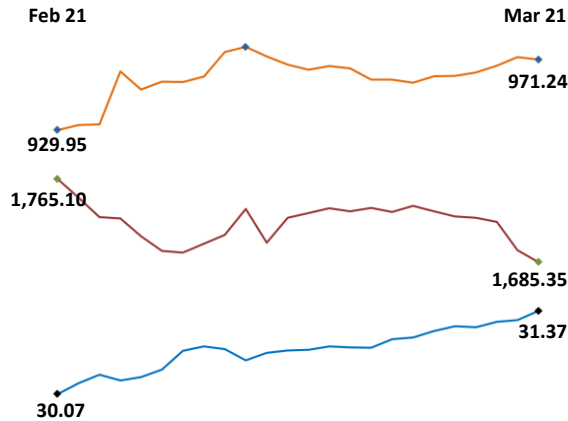


Price Movements

**SET50 Futures**

**Gold Online**

**USD Futures**

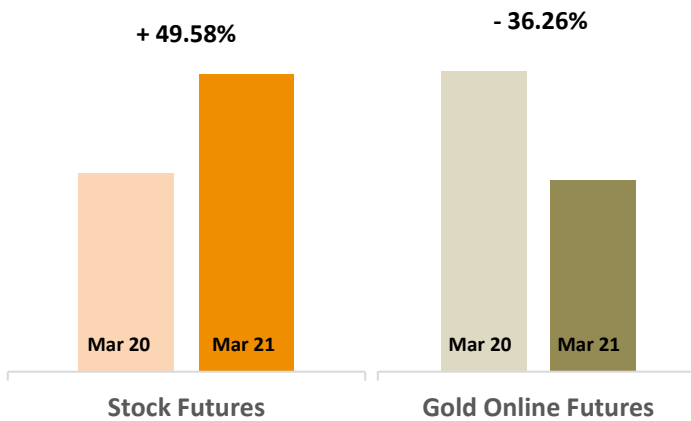


↑ 41.29 +4.44%  
Points

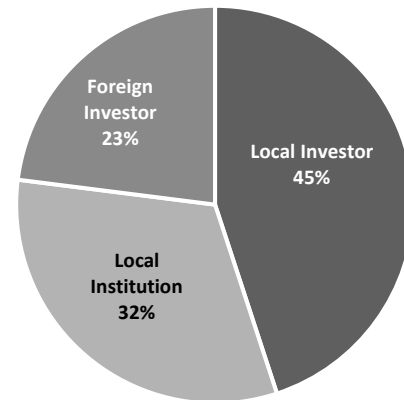
↓ -79.75 -4.52%  
\$/t oz

↑ 1.30 +4.31%  
THB/USD

## Trading Volume Highlights



## Volume by Investor Type March 2021



Products	March		Change	January to March		Change
	2020	2021		2020	2021	
<b>Equity</b>						
SET50 Index Futures	8,988,952	4,726,737	-47.42%	8,988,952	4,726,737	-47.42%
Stock Futures	5,343,690	7,993,268	+49.58%	5,343,690	7,993,268	+49.58%
SET50 Index Options	169,205	128,399	-24.12%	169,205	128,399	-24.12%
<b>Metals</b>						
Gold Futures	375,998	171,818	-54.30%	375,998	171,818	-54.30%
Gold Online Futures	1,438,658	917,022	-36.26%	1,438,658	917,022	-36.26%
Gold-D Futures	595	93	-84.37%	595	93	-84.37%
Silver Online Futures	-	24,296	-	-	24,296	-
<b>Others</b>						
Japanese Rubber Futures	-	1,673	-	-	1,673	-
RSS3D Futures	5,144	6	-99.88%	5,144	6	-99.88%
USD Futures	268,683	333,591	+24.16%	268,683	333,591	+24.16%
<b>Total Volume</b>	<b>16,590,925</b>	<b>14,296,903</b>	<b>-13.83%</b>	<b>16,590,925</b>	<b>14,296,903</b>	<b>-13.83%</b>



For more information:  
[www.TFEX.co.th](http://www.TFEX.co.th)