

PRICE MOVEMENT

The SET50 Index decrease 7.31 points, or about 0.76% from the previous month closing at 952.20 points.

The SET Index increase 0.79 points, or about 0.06% from the previous month closing at 1,415.73 points.

For precious metals, LBMA Gold A.M. and Silver Fixing for the end of month were at \$1,254 and \$19.00, respectively. The Brent Index was at \$110.40 and the USD/THB was at 32.7433.

The average daily trading value for SET was 39,764 mil baht. An increase of 31.83% from the previous month.

TRADING STATISTICS

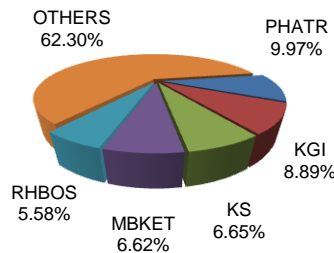
Unit : Contracts

Contract	Daily average volume		Open Interest (as of May 30, 2014)	YTD Volume
	May 2014	May 2013		
Futures	136,916	70,938	782,411	7,118,178
SET50	75,778	22,320	238,428	2,808,038
Precious Metals	6,665	8,647	18,460	618,330
Gold	6,665	8,644	18,460	618,321
Silver	-	3	-	9
Single Stock	53,882	38,643	520,388	3,626,711
Brent Crude Oil	150	210	592	13,867
USD	441	1,118	4,543	51,232
Options	345	144	6,062	25,180
SET50	345	144	6,062	25,180
TOTAL	137,261	71,082	788,473	7,143,358

BROKER RANKING

Unit : Contracts

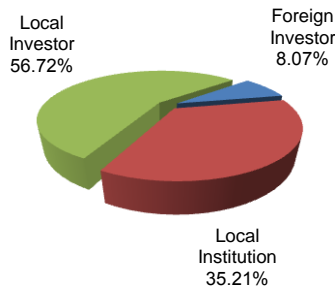
Rank	Broker	Volume	Percent
1	PHATR	519,882	9.97%
2	KGI	463,521	8.89%
3	KS	346,738	6.65%
4	MBKET	345,340	6.62%
5	RHBOS	290,948	5.58%
Top 5 total		1,966,429	37.71%



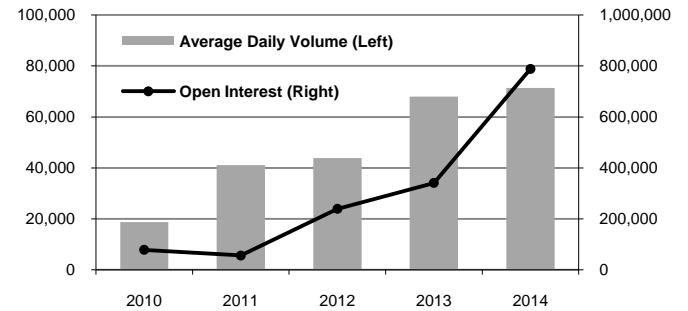
INVESTOR BREAKDOWN

Unit : Contracts

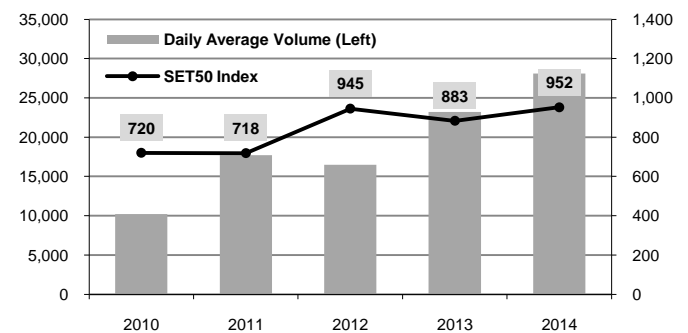
	Trading Volume		
	Long	Short	Net
Foreign Investor	200,240	220,883	(20,643)
Local Institution	917,604	918,709	(1,105)
Local Investor	1,490,123	1,468,375	21,748



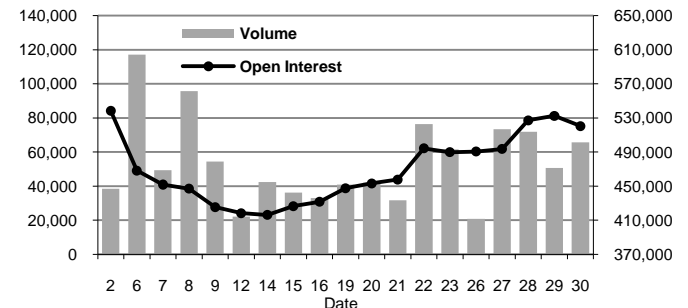
Total Market Average Daily Volume (as of May 30, 2014)



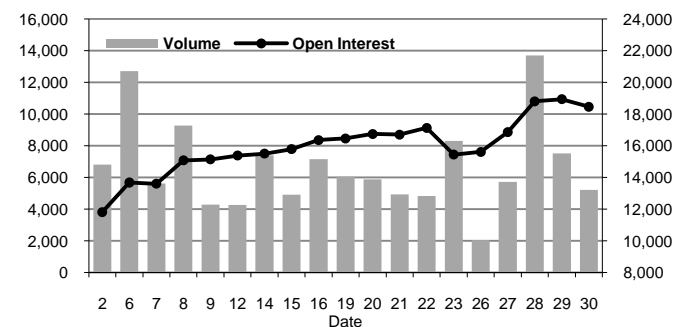
SET50 Futures Daily Average Volume and SET50 Index (as of May 30, 2014)



Single Stock Futures Volume and Open Interest (May 2014)



Gold Futures Volume and Open Interest (May 2014)



For more information:
www.TFEX.co.th