

PRICE MOVEMENT

The SET50 Index closed at 985.37 points, a decrease of 20.73 points, or about 2.06% from the previous month.

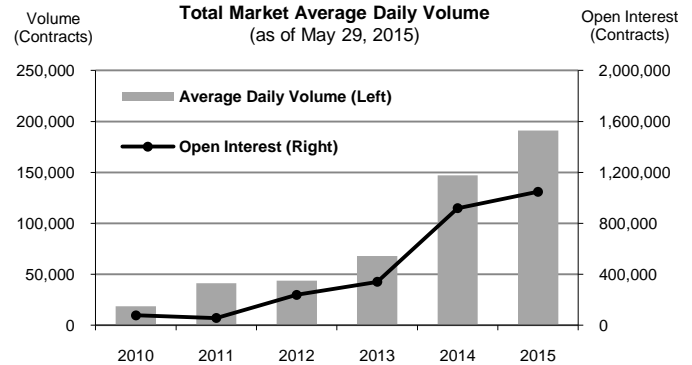
The SET Index closed at 1,496.05 points, a decrease 30.69 points, or about 2.01% from the previous month.

For precious metals, LBMA Gold A.M. for the end of month was at \$1,190.40. The Brent Index was at \$61.86.

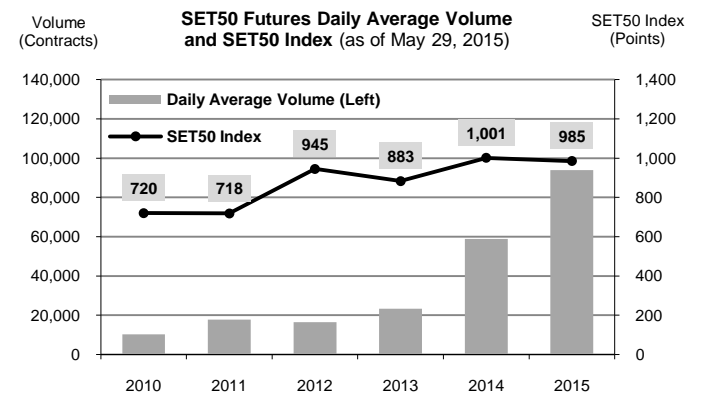
TRADING STATISTICS

Unit : Contracts

Contract	Daily average volume		Open Interest (as of May 29, 2015)	YTD Volume
	May 2015	May 2014		
Futures	148,421	136,916	1,033,114	18,438,550
SET50	101,475	75,778	271,891	9,105,149
Gold	5,143	6,665	16,936	545,486
Single Stock	40,211	53,882	735,294	8,650,205
Brent Oil	71	150	218	12,305
USD	1,520	441	8,775	125,405
Options	1,096	345	14,393	95,838
SET50	1,096	345	14,393	95,838
TOTAL	149,516	137,261	1,047,507	18,534,388



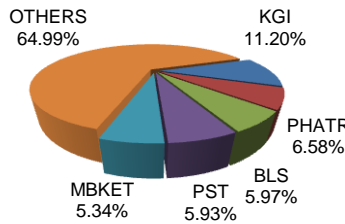
TRADING STATISTICS



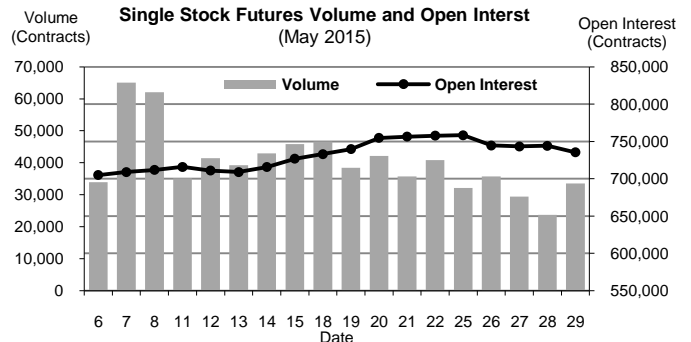
BROKER RANKING

Unit : Contracts

Rank	Broker	Volume	Percent
1	KGI	602,626	11.20%
2	PHATR	353,906	6.58%
3	BLS	321,549	5.97%
4	PST	319,082	5.93%
5	MBKET	287,477	5.34%
Top 5 total		1,884,640	35.02%



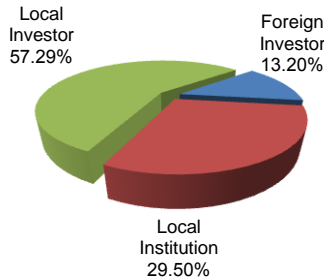
Single Stock Futures



INVESTOR BREAKDOWN

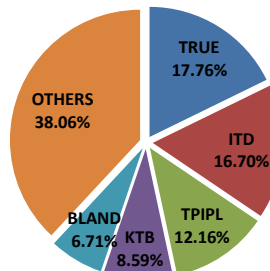
Unit : Contracts

	Trading Volume		
	Long	Short	Net
Foreign Investor	323,540	387,226	(63,686)
Local Institution	802,824	785,220	17,604
Local Investor	1,564,927	1,518,845	46,082

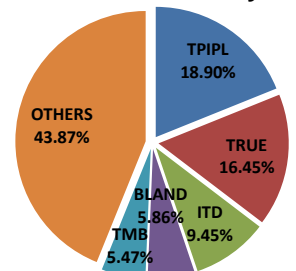


Top 5 Single Stock Futures

AOM+Block Trade



Block Trade only



For more information:
www.TFEX.co.th