

PRICE MOVEMENT

The SET50 Index closed at 911.11 points, an increase of 19.28 points, or about 2.16% from the previous month.

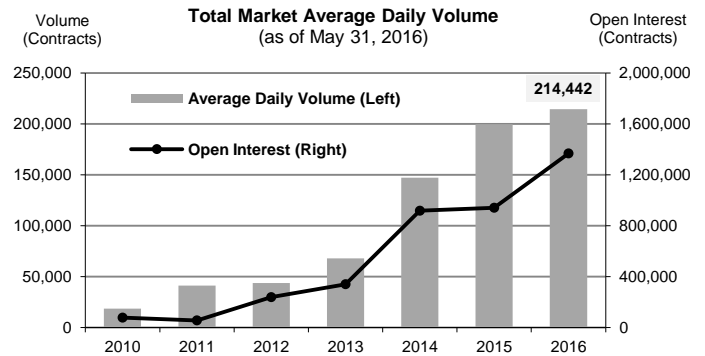
The SET Index closed at 1,424.28 points, an increase of 19.67 points, or about 1.40% from the previous month.

The LBMA Gold Price AM for the end of month was at \$1,210.50.

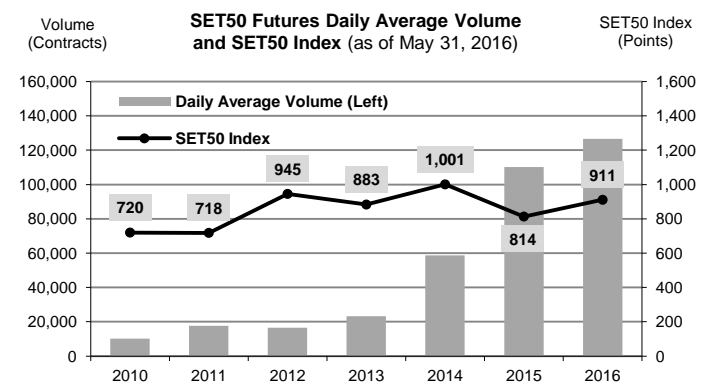
TRADING STATISTICS

Unit : Contracts

Contract	Daily average volume		Open Interest (as of May 31, 2016)	YTD Volume
	May 2016	May 2015		
Futures	207,119	148,421	1,351,731	20,897,638
SET50	106,498	101,475	284,266	12,411,277
Gold	10,490	5,143	25,299	1,218,123
Single Stock	89,453	40,211	1,033,204	7,176,571
Brent Oil	120	71	397	14,206
USD	557	1,520	8,555	77,402
RSS3	1	N/A	10	59
Options	934	1,096	16,663	117,630
SET50	934	1,096	16,663	117,630
TOTAL	208,054	149,516	1,368,394	21,015,268



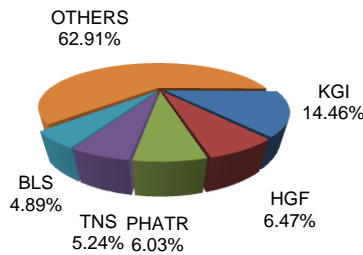
TRADING STATISTICS



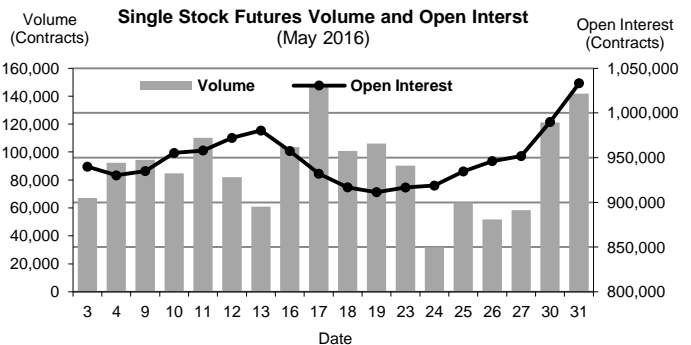
BROKER RANKING

Unit : Contracts

Rank	Broker	Volume	Percent
1	KGI	1,083,007	14.46%
2	HGF	484,432	6.47%
3	PHATR	451,753	6.03%
4	TNS	392,111	5.24%
5	BLS	366,561	4.89%
Top 5 total		2,777,864	37.09%



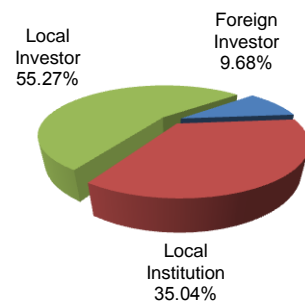
Single Stock Futures



INVESTOR BREAKDOWN

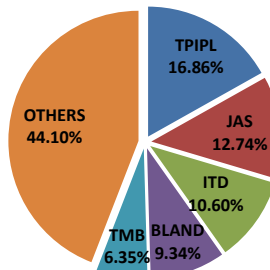
Unit : Contracts

	Trading Volume		
	Long	Short	Net
Foreign Investor	359,626	365,697	(6,071)
Local Institution	1,262,052	1,362,648	(100,596)
Local Investor	2,123,286	2,016,619	106,667

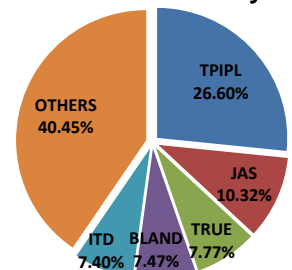


Top 5 Single Stock Futures

AOM+Block Trade



Block Trade only



For more information:
www.TFEX.co.th