



Thailand Futures Exchange

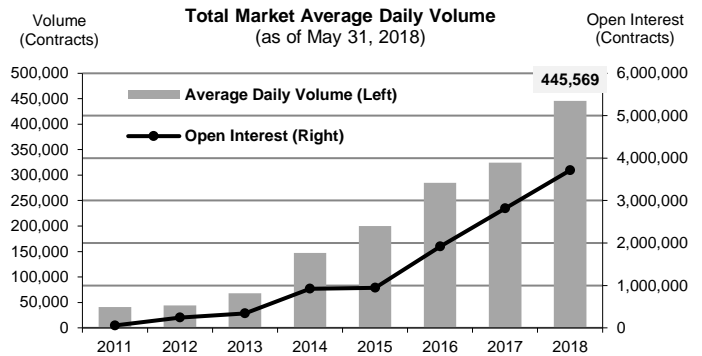
Issue : May 2018

PRICE MOVEMENT

The SET50 Index closed at 1,134.76 points, an decrease of 42.26 points, or about 3.59% from the previous month.

The SET Index closed at 1,726.97 points, a decrease of 53.14 points, or about 2.99% from the previous month.

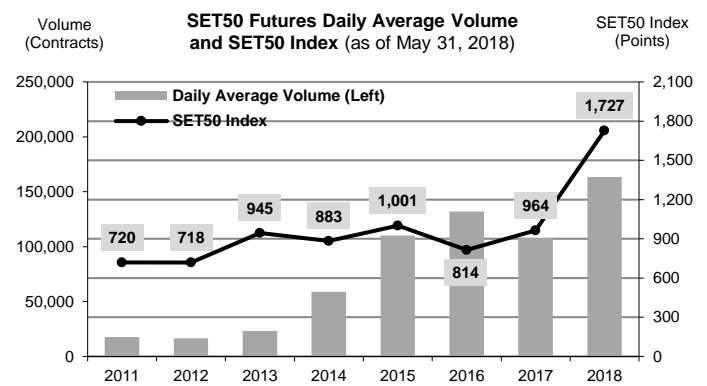
The LBMA Gold Price AM for the end of month was at \$1,303.50 a decrease of \$12.75 or -0.97% from the previous month.



TRADING STATISTICS

Unit : Contracts

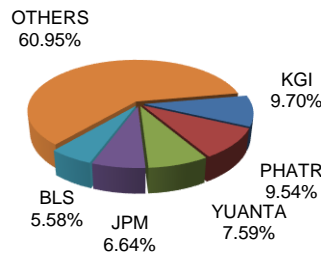
Contract	Daily average volume		Open Interest (as of May 31, 2018)	YTD Volume
	May 2018	May 2017		
Futures	387,211	241,246	3,651,673	44,420,649
SET50	143,225	81,365	355,233	16,507,761
Gold	18,697	11,743	48,783	1,901,865
Gold-D	817	0	873	77,968
Single Stock	221,844	146,972	3,230,140	25,693,753
USD	2,417	1,116	16,615	233,512
RSS3D	211	51	29	5,790
Options	4,710	2,643	62,266	581,821
SET50	4,710	2,643	62,266	581,821
TOTAL	391,920	243,889	3,713,939	45,002,470



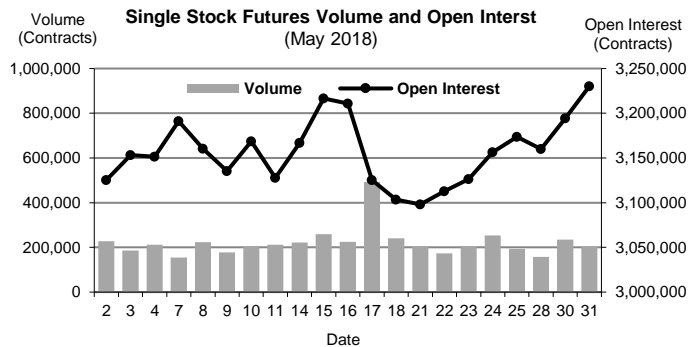
BROKER RANKING

Unit : Contracts

Rank	Broker	Volume	Percent
1	KGI	1,596,183	9.70%
2	PHATR	1,569,812	9.54%
3	YUANTA	1,250,021	7.59%
4	JPM	1,092,720	6.64%
5	BLS	919,099	5.58%
Top 5 total		6,427,835	39.05%



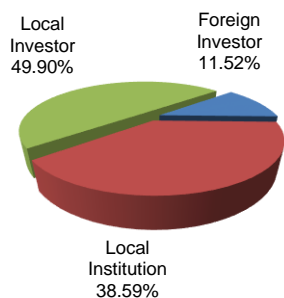
Single Stock Futures



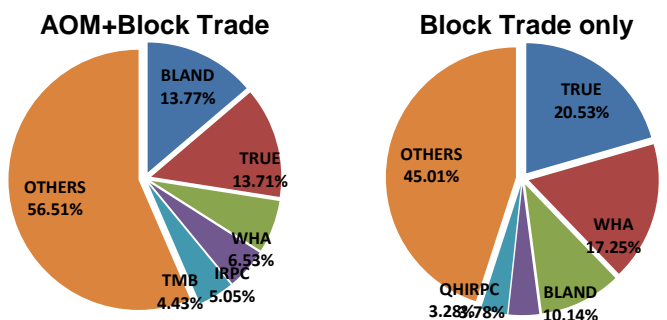
INVESTOR BREAKDOWN

Unit : Contracts

	Trading Volume		
	Long	Short	Net
Foreign Investor	946,312	949,621	(3,309)
Local Institution	3,092,055	3,259,300	(167,245)
Local Investor	4,191,960	4,021,406	170,554



Top 5 Single Stock Futures



For more information:
www.TFEX.co.th

Disclaimer : This document provides general information only. It should not be considered as an investment advice. Although every attempt has been made to ensure the accuracy of the information, Thailand Futures Exchange (TFEX) and its affiliates assume no responsibility for any error or omissions, including any damage loss or claim arising from reliance on the information.