

PRICE MOVEMENT

The SET50 Index closed at 1,074.87 points, a decrease of 37.52 points, or about 3.37% from the previous month.

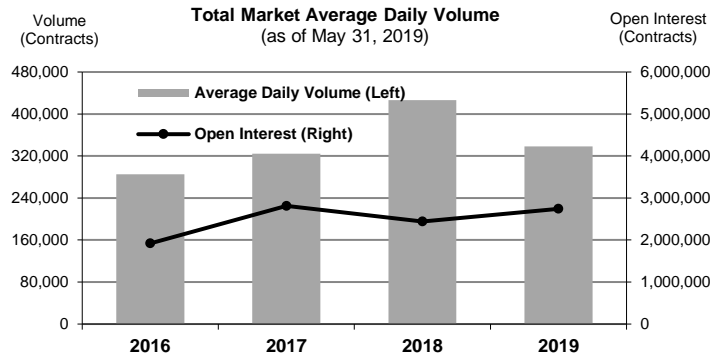
The SET Index closed at 1,620.22 points, a decrease of 53.30 points, or about 3.18% from the previous month.

The LBMA Gold Price AM for the end of month was at \$1296 an increase of \$10.85 or 0.84% from the previous month.

TRADING STATISTICS

Unit : Contracts

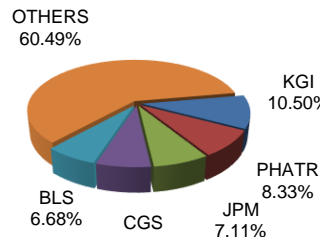
Contract	Daily average volume		Open Interest (as of May 31, 2019)	YTD Volume
	May 2019	May 2018		
Futures	350,760	387,211	2,669,467	33,636,427
SET50	178,776	143,225	335,437	15,909,616
Gold	17,296	18,697	39,737	1,322,711
Gold Online	11,886	0	12,823	754,612
Single Stock	140,059	221,844	2,258,705	15,349,846
USD	2,292	2,417	22,451	272,162
RSS3D	201	211	20	20,238
Options	7,489	4,710	75,708	522,614
SET50	7,489	4,710	75,708	522,614
TOTAL	358,249	391,920	2,745,175	34,159,041



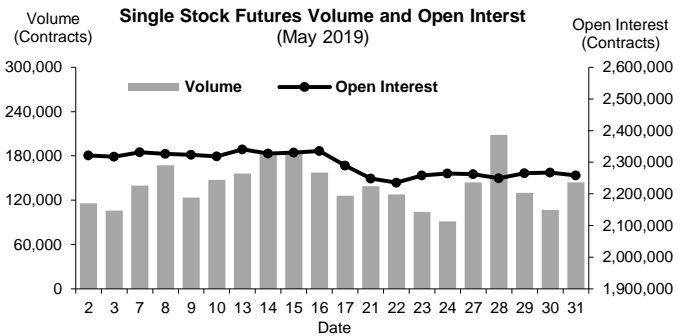
BROKER RANKING

Unit : Contracts

Rank	Broker	Volume	Percent
1	KGI	1,504,500	10.50%
2	PHATR	1,194,349	8.33%
3	JPM	1,019,195	7.11%
4	CGS	985,741	6.88%
5	BLS	957,910	6.68%
Top 5 total		5,661,695	39.50%



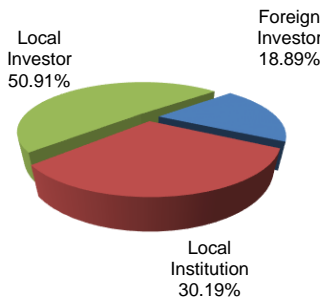
Single Stock Futures



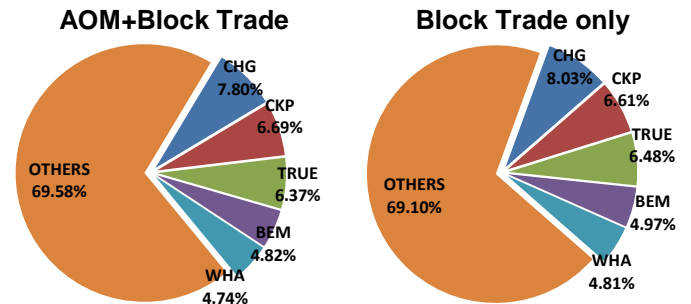
INVESTOR BREAKDOWN

Unit : Contracts

	Trading Volume		
	Long	Short	Net
Foreign Investor	1,325,709	1,381,872	(56,163)
Local Institution	2,246,939	2,079,375	167,564
Local Investor	3,592,331	3,703,732	(111,401)



Top 5 Single Stock Futures



For more information:
www.TFEX.co.th