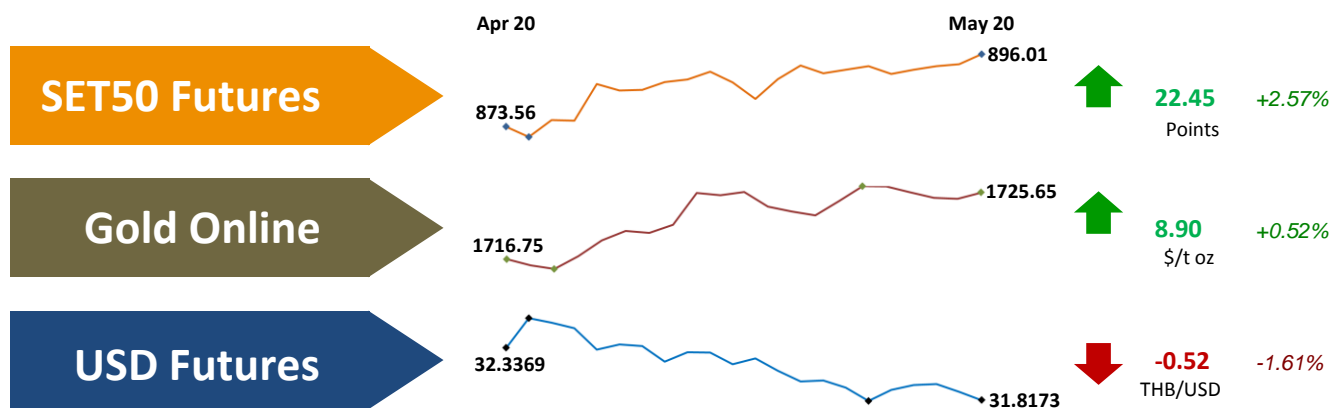


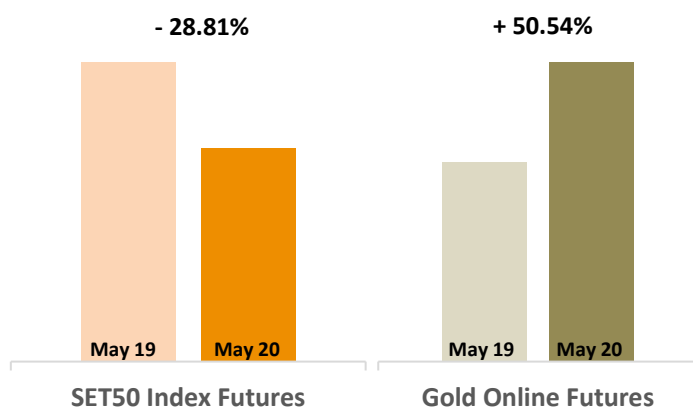
TFEX Volume Highlights

- SET50 Futures Year-to-Date Volume reach 25 million contracts, a 57% growth YoY.
- SET50 Options Year-to-Date Volume reach 606,431 contracts, a 16% growth YoY.

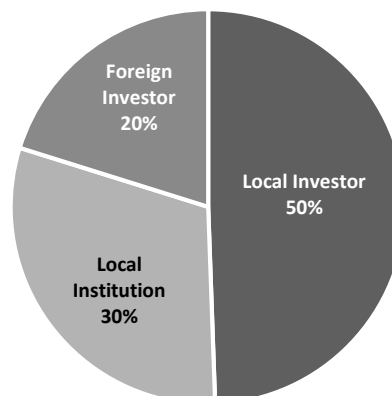
Price Movements



Trading Volume Highlights



Volume by Investor Type May 2020



		May		Change	January to May		Change
Products		2019	2020		2019	2020	
Equity	SET50 Index Futures	3,575,529	2,545,415	-28.81%	15,909,616	25,009,843	+57.20%
	Stock Futures	2,801,173	2,569,620	-8.27%	15,349,846	19,491,671	+26.98%
	SET50 Index Options	149,777	61,936	-58.65%	522,614	606,431	+16.04%
Metals	Gold Futures	345,914	111,680	-67.71%	1,322,711	1,305,451	-1.30%
	Gold Online Futures	237,713	357,864	+50.54%	754,612	3,539,500	+369.05%
	Gold-D Futures	5,003	2	-99.96%	7242	1,969	-72.81%
Others	RSS3D Futures	4,029	594	-85.26%	20,238	15,923	-21.32%
	USD Futures	45,841	80,511	+75.63%	272,162	869,748	+219.57%
Total Volume		7,164,979	5,727,622	-20.06%	34,159,041	50,840,536	+48.83%

unit: contracts



For more information:
www.TFEX.co.th