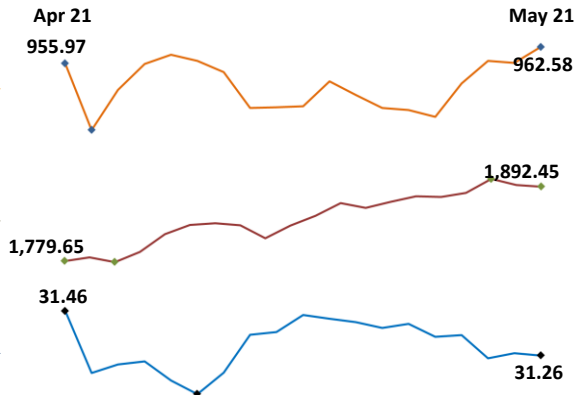


Price Movements

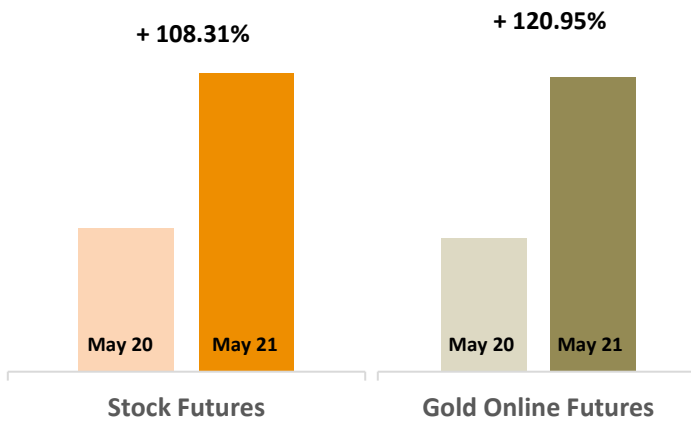


↓ **6.61** +0.69%
Points

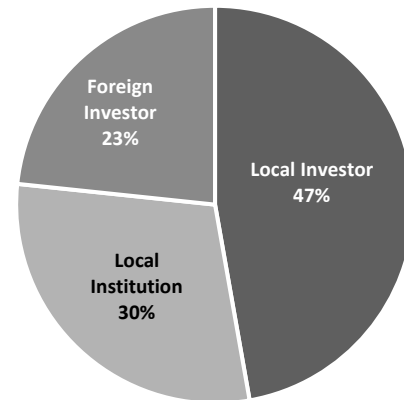
↑ **112.80** +6.34%
\$/t oz

↓ **-0.19** -0.62%
THB/USD

Trading Volume Highlights



Volume by Investor Type May 2021



| Products | | May | | Change | January to May | | Change |
|---------------------|-------------------------|------------------|-------------------|-----------------|-------------------|-------------------|----------------|
| | | 2020 | 2021 | | 2020 | 2021 | |
| Equity | SET50 Index Futures | 2,545,415 | 4,098,314 | + 61.01% | 25,009,843 | 19,851,000 | - 20.63% |
| | Stock Futures | 2,569,620 | 5,352,676 | + 108.31% | 19,491,671 | 26,550,044 | + 36.21% |
| | SET50 Index Options | 61,936 | 133,678 | + 115.83% | 606,431 | 639,392 | + 5.44% |
| Metals | Gold Futures | 111,680 | 116,279 | + 4.12% | 1,305,451 | 692,511 | - 46.95% |
| | Gold Online Futures | 357,864 | 790,697 | + 120.95% | 3,539,500 | 3,751,956 | + 6.00% |
| | Gold-D Futures | 2 | 52 | + 2500.00% | 1,969 | 355 | - 81.97% |
| | Silver Online Futures | - | 13,437 | - | 0 | 88,544 | - |
| Others | Japanese Rubber Futures | - | 1,460 | - | 0 | 7,167 | - |
| | RSS3D Futures | 594 | 0 | - 100.00% | 15,923 | 150 | - 99.06% |
| | USD Futures | 80,511 | 242,262 | + 200.91% | 869,748 | 1,297,920 | + 49.23% |
| Total Volume | | 5,727,622 | 10,748,855 | + 87.67% | 50,840,536 | 52,879,039 | + 4.01% |



For more information:
www.TFEX.co.th