

PRICE MOVEMENT

The SET50 Index closed at 1,069.36 points, an increase of 16.14 points, or about 1.53% from the previous month.

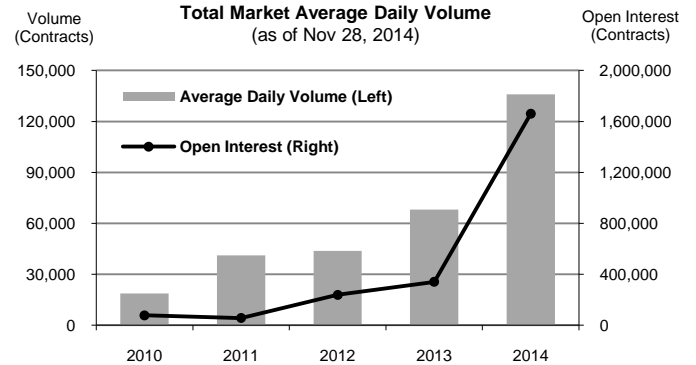
The SET Index closed at 1,593.91 points, an increase 9.75 points, or about 0.62% from the previous month.

For precious metals, LBMA Gold A.M. and Silver Fixing for the end of month were at \$1,184.50 and \$15.97, respectively. The Brent Index was at \$71.49.

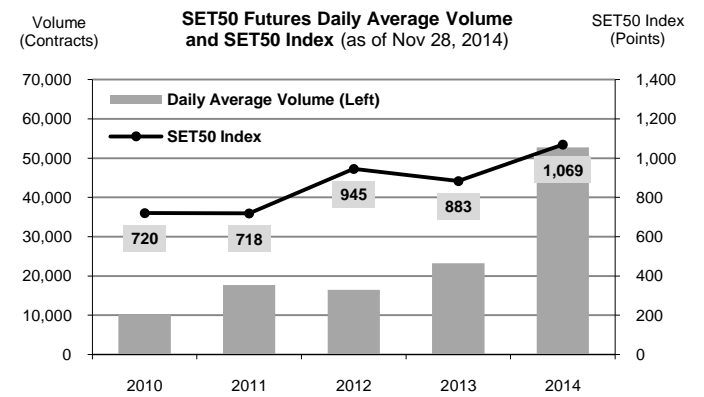
TRADING STATISTICS

Unit : Contracts

Contract	Daily average volume		Open Interest (as of Nov 28, 2014)	YTD Volume
	Nov 2014	Nov 2013		
Futures	158,318	50,501	1,648,916	30,481,415
SET50	66,547	17,065	226,424	11,864,829
Precious Metals	7,293	5,502	22,440	1,413,124
Gold	7,293	5,501	22,440	1,413,115
Silver	-	0	-	9
Single Stock	82,351	27,457	1,383,091	16,924,000
Brent Oil	94	109	406	30,262
USD	2,033	367	16,555	249,200
Options	543	213	11,051	86,946
SET50	543	213	11,051	86,946
TOTAL	158,860	50,713	1,659,967	30,568,361



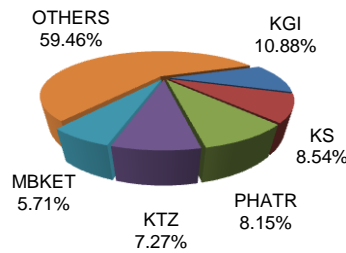
TRADING STATISTICS



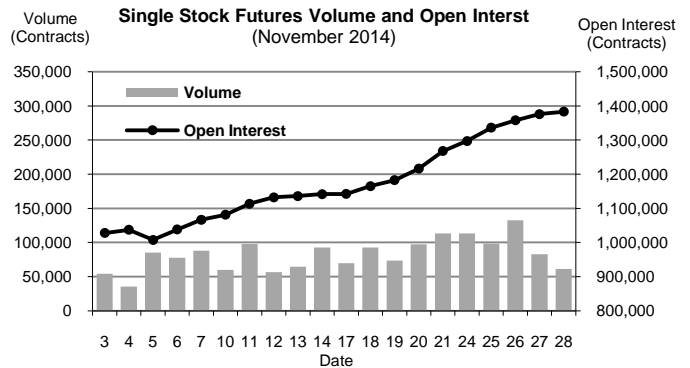
BROKER RANKING

Unit : Contracts

Rank	Broker	Volume	Percent
1	KGI	691,226	10.88%
2	KS	542,377	8.54%
3	PHATR	517,690	8.15%
4	KTZ	461,747	7.27%
5	MBKET	362,801	5.71%
Top 5 total		2,575,841	40.55%



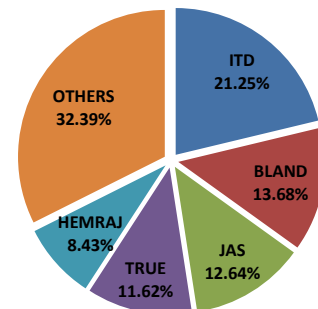
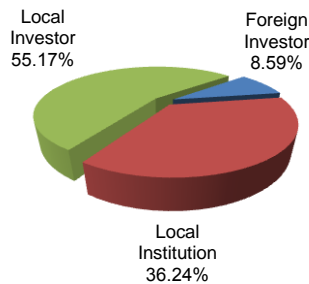
Single Stock Futures



INVESTOR BREAKDOWN

Unit : Contracts

	Trading Volume		
	Long	Short	Net
Foreign Investor	286,795	258,853	27,942
Local Institution	936,578	1,366,560	(429,982)
Local Investor	1,953,832	1,551,792	402,040



For more information:
www.TFEX.co.th