

PRICE MOVEMENT

The SET50 Index closed at 869.38 points, a decrease of 30.14 points, or about 3.35% from the previous month.

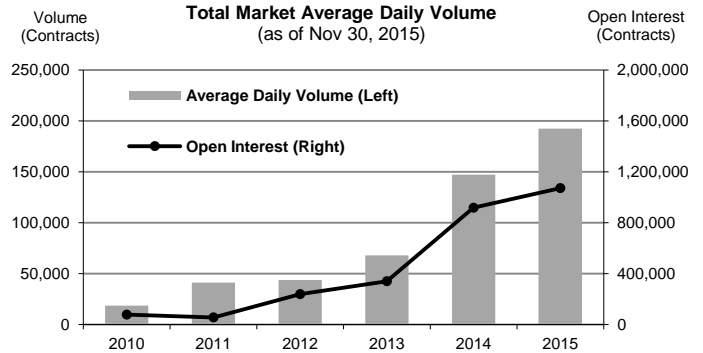
The SET Index closed at 1,359.70 points, a decrease 35.24 points, or about 2.53% from the previous month.

For precious metals, LBMA Gold Price AM for the end of month was at \$1,055.65. The Brent Index was at \$44.69.

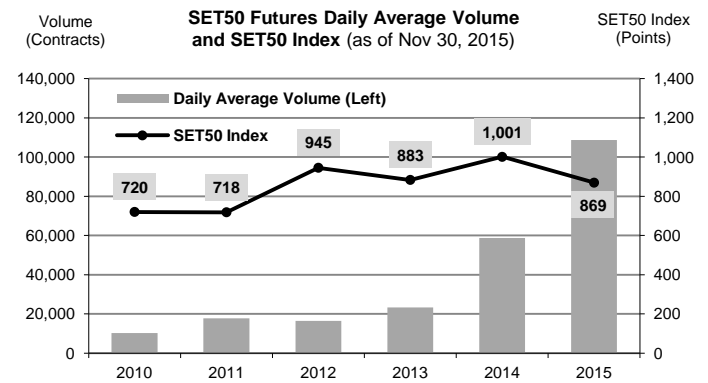
TRADING STATISTICS

Unit : Contracts

Contract	Daily average volume		Open Interest (as of Nov 30, 2015)	YTD Volume
	Nov 2015	Nov 2014		
Futures	148,806	158,318	1,055,649	42,638,752
SET50	91,124	66,547	302,052	24,227,641
Gold	6,020	7,293	26,117	1,310,252
Single Stock	50,528	82,351	707,297	16,823,637
Brent Oil	97	94	501	24,645
USD	1,037	2,033	19,682	252,577
Options	1,091	543	16,642	278,577
SET50	1,091	543	16,642	278,577
TOTAL	149,897	158,860	1,072,291	42,917,329



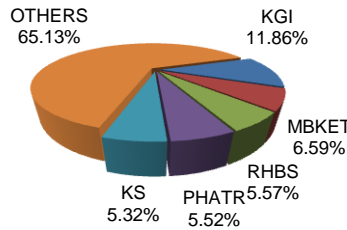
TRADING STATISTICS



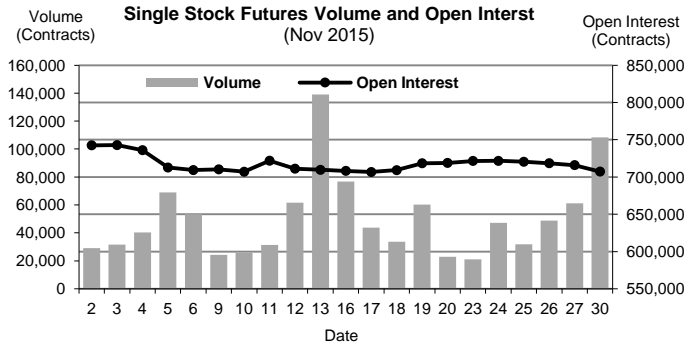
BROKER RANKING

Unit : Contracts

Rank	Broker	Volume	Percent
1	KGI	746,570	11.86%
2	MBKET	415,079	6.59%
3	RHBS	350,854	5.57%
4	PHATR	347,650	5.52%
5	KS	334,859	5.32%
Top 5 total		2,195,012	34.86%



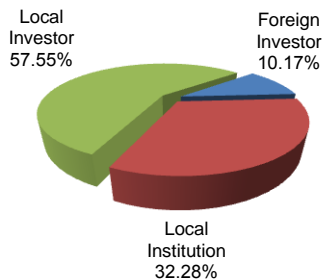
Single Stock Futures



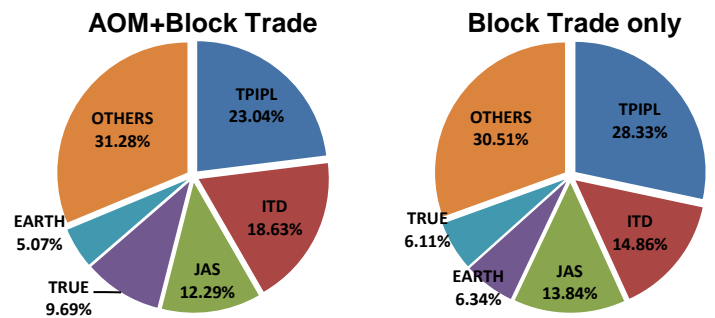
INVESTOR BREAKDOWN

Unit : Contracts

	Trading Volume		
	Long	Short	Net
Foreign Investor	296,299	344,025	(47,726)
Local Institution	1,026,979	1,005,311	21,668
Local Investor	1,824,565	1,798,507	26,058



Top 5 Single Stock Futures



For more information:
www.TFEX.co.th