

PRICE MOVEMENT

The SET50 Index closed at 1,085.86 points, a decrease of 8.88 points, or about 0.81% from the previous month.

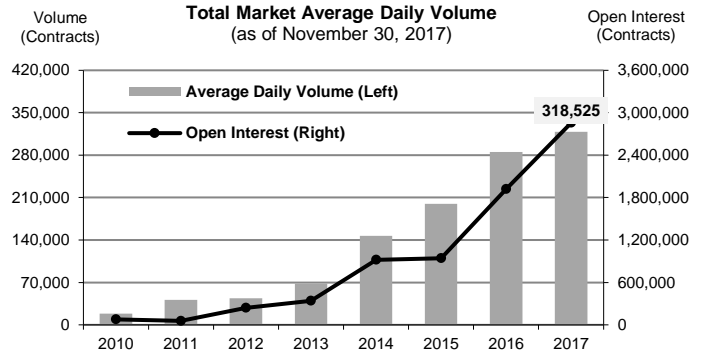
The SET Index closed at 1,697.39 points, a decrease of 23.98 points, or about 1.39% from the previous month.

The LBMA Gold Price AM for the end of month was at \$1,282.15 an increase of \$7.75 or 0.61% from the previous month.

TRADING STATISTICS

Unit : Contracts

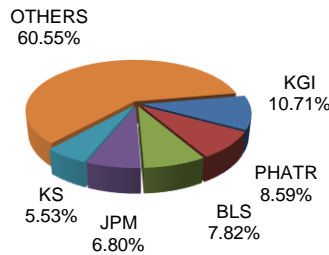
Contract	Daily average volume		Open Interest (as of Nov 30, 2017)	YTD Volume
	Nov 2017	Nov 2016		
Futures	762,062	276,566	2,748,720	70,569,519
SET50	118,477	113,454	367,918	23,992,661
Gold	15,729	15,401	61,107	3,382,504
Gold-D	639	0	1,933	44,127
Single Stock	211,763	146,625	2,291,065	42,830,429
USD	1,747	1,087	26,159	309,658
RSS3D	24	-	538	10,140
Options	3,913	2,199	107,380	979,886
SET50	3,913	2,199	107,380	979,886
TOTAL	352,292	278,765	2,856,100	71,549,405



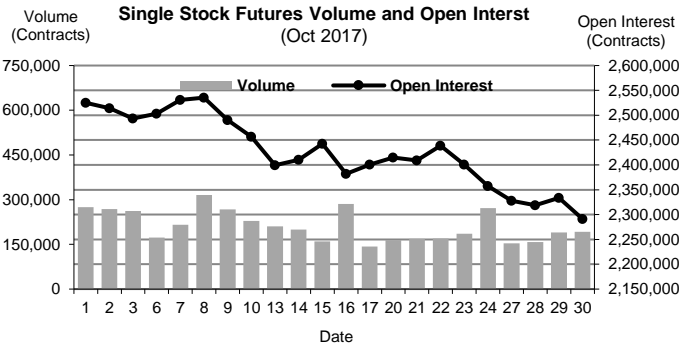
BROKER RANKING

Unit : Contracts

Rank	Broker	Volume	Percent
1	KGI	1,659,497	10.71%
2	PHATR	1,331,748	8.59%
3	BLS	1,212,450	7.82%
4	JPM	1,054,186	6.80%
5	KS	857,447	5.53%
Top 5 total		6,115,328	39.45%



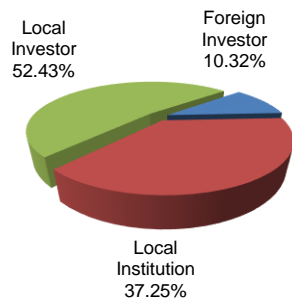
Single Stock Futures



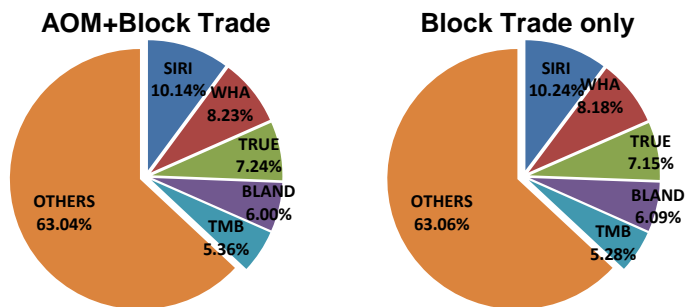
INVESTOR BREAKDOWN

Unit : Contracts

	Trading Volume		
	Long	Short	Net
Foreign Investor	767,668	832,756	(65,088)
Local Institution	3,005,933	2,768,165	237,768
Local Investor	3,976,830	4,149,510	(172,680)



Top 5 Single Stock Futures



For more information:
www.TFEX.co.th