

PRICE MOVEMENT

The SET50 Index closed at 1,091.55 points, a decrease of 10.94 points, or about 0.99% from the previous month.

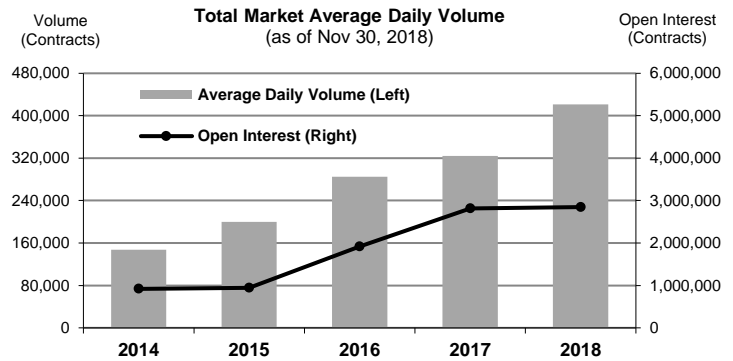
The SET Index closed at 1,641.80 points, a decrease of 27.29 points, or about 1.64 from the previous month.

The LBMA Gold Price AM for the end of month was at \$1220.45 an increase of \$2.75 or 0.23% from the previous month.

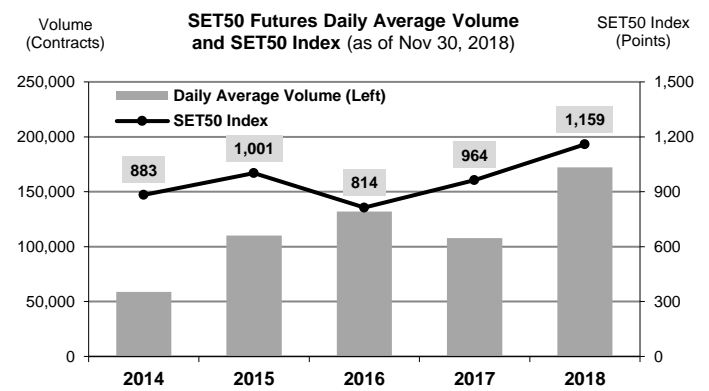
TRADING STATISTICS

Unit : Contracts

Contract	Daily average volume		Open Interest (as of Nov 31, 2018)	YTD Volume
	Nov 2018	Nov 2017		
Futures	274,432	348,379	2,785,195	94,442,033
SET50	155,767	118,477	300,816	39,073,972
Gold	10,656	15,729	39,221	4,068,493
Gold Online	1,938	-	309	105,183
Single Stock	104,109	211,763	2,423,768	50,543,843
USD	1,878	1,747	20,989	620,094
RSS3D	187	24	92	30,448
Options	4,714	3,913	61,929	1,236,581
SET50	4,714	3,913	61,929	1,236,581
TOTAL	279,146	352,292	2,847,124	95,678,614



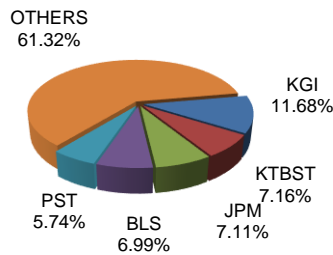
TRADING STATISTICS



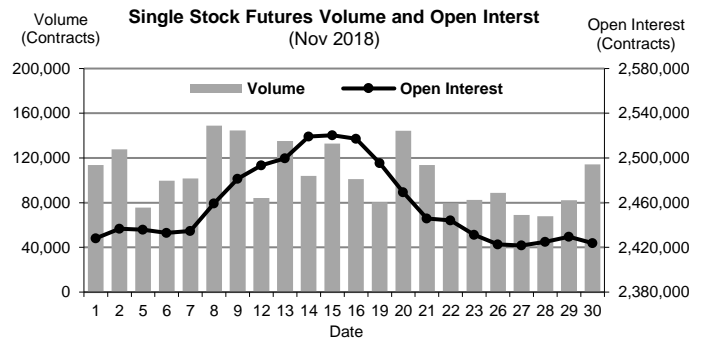
BROKER RANKING

Unit : Contracts

Rank	Broker	Volume	Percent
1	KGI	1,434,170	11.68%
2	KTBST	879,962	7.16%
3	JPM	873,562	7.11%
4	BLS	858,240	6.99%
5	PST	704,752	5.74%
Top 5 total		4,750,686	38.68%



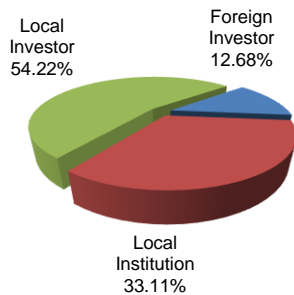
Single Stock Futures



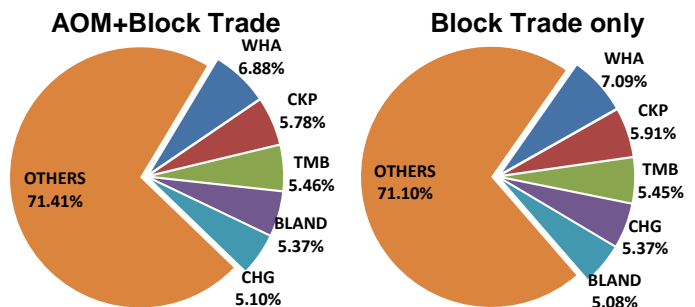
INVESTOR BREAKDOWN

Unit : Contracts

	Trading Volume		
	Long	Short	Net
Foreign Investor	765,160	791,781	(26,621)
Local Institution	2,050,665	2,015,662	35,003
Local Investor	3,325,394	3,333,776	(8,382)



Top 5 Single Stock Futures



For more information:
www.TFEX.co.th